



2020-2021

Adopted

Operating Budget



**20120-2021
APPROVED BUDGET**

TABLE OF CONTENTS

Board of Trustees and Administration.....i

Notice of Adoption of Budget.....ii

Excerpt from Minutes Adopting Budget.....iii

Certification to County Clerk.....iv

Resolution Setting the Tax Rate.....v

Summary of Budgeted Revenues, Transfers, & Expenditures – All FundsA1

Summary of Budget by Functional Classification – Current Unrestricted FundsB1

Summary of Budget by Natural Classification – Current Unrestricted FundsC1

Summary of Budget by Object.....D1 – D6

Current Unrestricted Expenditure Budgets by DepartmentE1 – E18

Capital and Equipment Budget – Current Unrestricted Funds F1

Capital and Equipment Budget –Perkins Grant Funds..... G1

Salary Schedules H1 – H2



Odessa Junior College District
Organizational Data
2020-2021 Budget

Board of Trustees



Officers

Mr. Tommy Clark	Chair
Mr. Gary Johnson	Vice Chair
Mr. Larry Johnson	Secretary
Mr. Bruce Shearer	Assistant Secretary

Members

Term Expires May,

Mr. Richard Abalos	2023
Mr. Tommy Clark	2025
Dr. Tara Deaver	2023
Mr. Neil Grape	2025
Mr. Gary Johnson	2021
Mr. Larry Johnson	2021
Mr. J.E. Pressly	2021
Mr. Bruce Shearer	2023
Vacant	2025



Principal Administrative & Financial Officers

Dr. Gregory Williams	President
Mr. Robert Rivas	Chief of Staff
Dr. Don Wood	Vice President for Institutional Effectiveness
Ms. Kimberly McKay	Vice President for Student Services & Enrollment Management
Mr. Ken Zartner	Vice President of Administrative Services
Dr. Tramaine Anderson	Vice President for Instruction
Dr. Jonathan Fuentes	Executive Dean of Academic Partnerships
Ms. Jacquilyn Gore	Executive Director of Advancement
Ms. Brandy Ham	Chief Financial Officer



ODESSA COLLEGE

August 04, 2020

Board of Trustees
Odessa College District
Odessa, Texas

Ladies and Gentlemen:

In compliance with the laws of the State of Texas, as President of the Board of Trustees and Chief Budgetary Officer of the Odessa College District, I have caused to be prepared and adopted a budget covering the proposed income and disbursements for the Odessa College District for the fiscal year 2020-2021.

At a meeting on August 04, 2020, the Board of Trustees of the Odessa College District adopted this budget. This was done in compliance with the laws of the State of Texas and is now the official budget of the Odessa College District for the 2020-2021 fiscal year.

Sincerely,

Tommy Clark
Chair, Board of Trustees
Odessa College District

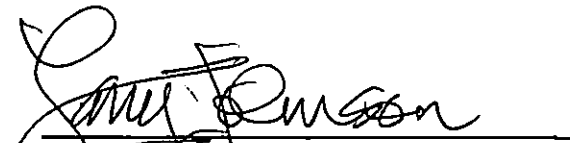
EXCERPT FROM MINUTES OF PUBLIC MEETING ADOPTING BUDGET FOR 2019-2020

ODESSA JUNIOR COLLEGE BOARD OF TRUSTEES
AUGUST 4, 2020

A motion was made by Gary S. Johnson, seconded by Bruce Shearer, that the Odessa Junior College District operating budget for the year 2020-2021 in the amount of \$51,171,749 and the total budget including all other funds in the amount of \$65,223,366 be approved and that a certified copy of the budget be filed with the Texas Higher Education Coordinating Board in compliance with Section 51.0051 of the Texas Education Code; and that said budget be presented in the format required by the Texas Higher Education Coordinating Board; and that said budget be included by reference in its entirety as a part of the Minutes of this meeting.

STATE OF TEXAS
COUNTY OF ECTOR
ODESSA JUNIOR COLLEGE DISTRICT

I, the undersigned Secretary of the Board of Trustees of Odessa Junior College District, do hereby certify that the attached is a true, full, and correct copy of the section of the Minutes as approved by the Board of Trustees of said District on the 4th day of August 2020, adopting the Budget for the fiscal year 2020-2021.

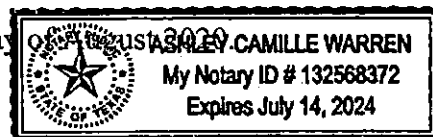


Larry Johnson
Secretary, Board of Trustees
Odessa Junior College District

STATE OF TEXAS
COUNTY OF ECTOR

Before me, the undersigned authority, a Notary Public in and for said County and State, on this day personally appeared Larry Johnson, known to me to be the person and officer whose name is subscribed to the foregoing instrument and acknowledged to me that he executed the same for the purposes and consideration therein expressed, and in the capacity therein stated and declared to me upon oath that the foregoing instrument is true and correct.

Given under my hand and seal of office this the 4th day of August 2020.



Notary Public, Ector County, Texas



ODESSA COLLEGE

August 04, 2020


Ms. Jennifer Martin
Ector County Clerk
300 North Grant, Room 301
Odessa, Texas 79761

Dear Ms. Martin:

In compliance with the Texas Education Code, Sections 23.41 – 23.50, Tommy Clark, Chair of the Board of Trustees of the Odessa College District, caused to be prepared and adopted a budget covering the proposed income and disbursements of the Odessa College District for the fiscal year 2020 - 2021.

This document is hereby filed with you as County Clerk of Ector County.

Sincerely,



Larry Johnson
Secretary, Board of Trustees
Odessa College District

**RESOLUTION SETTING THE 2020 TAX RATE FOR THE
ODESSA COLLEGE DISTRICT**

WHEREAS, the Board of Trustees of the Odessa College District has adopted a budget for the Fiscal Year beginning September 1, 2020, and ending August 31, 2021;

WHEREAS, it is necessary that Ad Valorem Taxes be levied for the support and maintenance of the Odessa College District for the fiscal year 2020-2021;


WHEREAS, the Board of Trustees allowed for public comment prior to the vote on this 22nd day of September, 2020. Formal hearings were not required by law due to the proposed tax rate not exceeding the No-New-Revenue Rate nor the Voter-Approved Rate.

NOW, THEREFORE, BE IT RESOLVED that an Ad Valorem tax be levied for the Tax Year 2020 on all real property situated in and other property owned within the limits of the Odessa College District on the first day of January, 2020, except so much thereof as may be exempt by the Constitution of the United States and/or the laws of the State of Texas.

BE IT FURTHER RESOLVED that said tax rate be set at **\$0.188965** (18.8965 cents) per \$100 (one hundred dollars) of valuations and that said tax rate be composed of the following:

1. A rate of **\$0.1627218** (16.2721 cents) per \$100 (one hundred dollars) of valuation for the **Maintenance and Operations** of the Odessa College District.
2. A rate of **\$0.026244** (2.6244 cents) per \$100 (one hundred dollars) of valuation for **General Obligation Debt Service** of the Odessa College District.

IN TESTIMONY WHEREOF, we hereunto sign our names on behalf of said institution this 22nd day of September, 2020.


Tommy Clark, Chair
Board of Trustees

CERTIFICATE

I hereby certify that the above is a true and correct copy of a Resolution adopted by the Odessa College Board of Trustees, at the meeting held on the 22nd day of September, 2020, at which a quorum was found to be present, said meeting held pursuant to notice and called in accordance with the rules of operation of the Board of Trustees and the Texas Education Code, said notice having been duly posted as required by the provisions of the Texas Open Meetings Act, Chapter 551, Texas Government Code.


Larry Johnson, Secretary
Board of Trustees

ODESSA COLLEGE
SUMMARY OF BUDGETED REVENUES, TRANSFERS, AND EXPENDITURES
ALL FUNDS
FISCAL YEAR ENDING AUGUST 31, 2021

	<u>BUDGETED REVENUE</u>	<u>TRANSFERS IN / (OUT)</u>	<u>FUNDS AVAILABLE</u>	<u>BUDGETED EXPENDITURES</u>	<u>EXCESS FUNDS</u>
<u>Current Unrestricted Funds:</u>					
General Operations	\$ 49,830,749	(6,994,294)	\$ 42,836,455	\$ 42,836,455	\$ -
General Scholarships	40,000	1,619,000	1,659,000	1,659,000	-
	<u>49,870,749</u>	<u>(5,375,294)</u>	<u>44,495,455</u>	<u>44,495,455</u>	<u>-</u>
<u>Auxiliary Funds:</u>					
Globe Theater	3,000	1,525	4,525	4,525	-
Culinary	58,000	(2,957)	55,043	55,043	-
Athletics	3,000	1,264,934	1,267,934	1,267,934	-
Bookstore	60,000	(60,000)	-	-	-
Food Service	621,000	40,691	661,691	661,691	-
Student Housing	298,000	4,800	302,800	302,800	-
Fab Lab	60,000	(283)	59,717	59,717	-
Golf Center	-	-	-	-	-
Student Activities	198,000	(70,289)	127,711	127,711	-
	<u>1,301,000</u>	<u>1,178,421</u>	<u>2,479,421</u>	<u>2,479,421</u>	<u>-</u>
Subtotal -					
Unrestricted Funds	<u>\$ 51,171,749</u>	<u>\$ (4,196,873)</u>	<u>\$ 46,974,876</u>	<u>\$ 46,974,876</u>	<u>\$ -</u>
	-	-	-	-	-
<u>Restricted Funds:</u>					
Private Operating Grants	100,000	(100,000)	-	-	-
State Operating Grants	188,335	-	188,335	188,335	-
Federal Operating Grants	1,469,637	-	1,469,637	1,469,637	-
State Student Aid	376,045	465,000	841,045	841,045	-
Federal Student Aid	7,620,000	-	7,620,000	7,620,000	-
	<u>9,754,017</u>	<u>365,000</u>	<u>10,119,017</u>	<u>10,119,017</u>	<u>-</u>
<u>Plant Funds:</u>					
Construction & Capital Leases	-	2,390,523	2,390,523	2,390,523	-
Deferred Maintenance Fund	-	600,000	600,000	600,000	-
Technology Replacement Fund	-	450,000	450,000	450,000	-
Debt Service - Revenue Bonds	20,000	391,350	411,350	411,350	-
Debt Service - Gen Obligation Bond	4,277,600	-	4,277,600	4,277,600	-
	<u>4,297,600</u>	<u>3,831,873</u>	<u>8,129,473</u>	<u>8,129,473</u>	<u>-</u>
Total Budget (All Funds)	<u>\$ 65,223,366</u>	<u>\$ -</u>	<u>\$ 65,223,366</u>	<u>\$ 65,223,366</u>	<u>\$ -</u>



**SUMMARY OF BUDGET BY FUNCTIONAL CLASSIFICATION
CURRENT UNRESTRICTED FUNDS**

	FY2020-21 BUDGET	FY2019-20 Orig. Budget	Change From FY20 Orig. Budget
TOTAL CURRENT UNRESTRICTED REVENUES	\$ 51,171,749	\$ 51,745,312	\$ (573,563)
INSTRUCTION			
Academic Programs			
Faculty Salaries	6,582,759	6,545,252	37,507
Departmental Operating Expenses	279,728	220,211	59,517
	<u>6,862,487</u>	<u>6,765,463</u>	<u>97,024</u>
Vocational Technical Programs			
Faculty Salaries	6,874,045	6,564,004	310,041
Departmental Operating Expenses	1,001,077	992,387	8,690
Organized Activities Related to Instruction	834,908	842,136	(7,228)
	<u>8,710,030</u>	<u>8,398,527</u>	<u>311,503</u>
Total Instruction	<u>15,572,517</u>	<u>15,163,990</u>	<u>408,527</u>
INSTRUCTIONAL SUPPORT			
Library and Technical Support	777,452	859,886	(82,434)
Instructional Administration	2,837,313	2,362,421	474,892
	<u>3,614,765</u>	<u>3,222,307</u>	<u>392,458</u>
EXTENSION AND PUBLIC SERVICE	831,146	878,739	(47,593)
STUDENT SERVICES			
Operations	2,791,381	3,225,213	(433,832)
Scholarships	1,659,000	1,605,000	54,000
	<u>4,450,381</u>	<u>4,830,213</u>	<u>(379,832)</u>
INSTITUTIONAL SUPPORT			
General & Fiscal Administration	2,619,377	2,391,181	228,196
General Institutional	6,916,395	6,628,741	287,654
General Contingency	550,000	600,000	(50,000)
	<u>10,085,772</u>	<u>9,619,922</u>	<u>465,850</u>
OPERATION AND MAINTENANCE OF PLANT			
Maintenance & Operations	2,957,141	2,855,003	102,138
Utilities	1,117,250	1,115,750	1,500
	<u>4,074,391</u>	<u>3,970,753</u>	<u>103,638</u>
GENERAL STAFF BENEFITS			
Group Health Insurance	2,682,800	2,652,480	30,320
Payroll Taxes	1,935,260	1,811,317	123,943
Other Staff Benefits	1,329,815	1,261,183	68,632
	<u>5,947,875</u>	<u>5,724,980</u>	<u>222,895</u>
TOTAL EDUCATION & GENERAL EXPENDITURES	44,576,848	43,410,904	1,165,944
AUXILIARY OPERATIONS	2,398,028	2,720,785	(322,757)
TRANSFERS OUT (IN):			
TPEG Tuition Grant	465,000	465,000	-
Debt Service Payments	466,873	468,623	(1,750)
Debt Service Interest Earnings	(20,000)	(20,000)	-
OER Reserves	(100,000)	(100,000)	-
Construction Fund	2,335,000	3,450,000	(1,115,000)
Deferred Maintenance Fund	600,000	750,000	(150,000)
Technology Replacement Fund	450,000	600,000	(150,000)
TOTAL TRANSFERS	<u>4,196,873</u>	<u>5,613,623</u>	<u>(1,416,750)</u>
TOTAL EXPENDITURES AND TRANSFERS	\$ 51,171,749	\$ 51,745,312	\$ (573,563)
REVENUE OVER (UNDER) EXPENDITURES	\$ -	\$ -	\$ -



**SUMMARY OF BUDGET BY NATURAL CLASSIFICATION
CURRENT UNRESTRICTED FUNDS**

	FY2021 Budget	FY2020 Orig. Budget	Change from FY20 Orig. Bud.	% Change
State Appropriation	9,641,570	9,641,570	-	0.0%
Federal Grants & Contracts	13,000	13,000	-	0.0%
Tuition & Fees	13,182,179	13,006,642	175,537	1.3%
Sales & Services	393,000	453,000	(60,000)	-13.2%
Taxes	25,730,000	25,705,000	25,000	0.1%
Investment Income	330,000	425,000	(95,000)	-22.4%
Other Income	724,000	811,100	(87,100)	-10.7%
Auxiliary Revenue	1,056,000	1,588,000	(532,000)	-33.5%
Private Gifts and Grants	102,000	102,000	-	0.0%
TOTAL REVENUE	\$ 51,171,749	\$ 51,745,312	\$ (573,563)	-1.1%
Salaries	27,924,415	27,349,166	575,249	2.1%
Benefits	5,947,875	5,724,980	222,895	3.9%
Total Salaries & Benefits	33,872,290	33,074,146	798,144	2.4%
Supplies	1,184,354	1,266,753	(82,399)	-6.5%
Operating Expenses	4,645,737	4,506,365	139,372	3.1%
Services	3,717,844	3,747,011	(29,167)	-0.8%
Utilities	1,457,933	1,446,027	11,906	0.8%
Auxiliary Expenses	14,667	18,000	(3,333)	-18.5%
Student Financial Aid	1,659,000	1,605,000	54,000	3.4%
Total Operating Expenses	12,679,535	12,589,156	90,379	0.7%
Capital Equipment	374,851	408,687	(33,836)	-8.3%
Library Acquisitions	48,200	59,700	(11,500)	-19.3%
Total Capital	423,051	468,387	(45,336)	-9.7%
Mandatory Transfers	876,350	878,100	(1,750)	-0.2%
Non-Mandatory Transfers	3,320,523	4,735,523	(1,415,000)	-29.9%
Total Transfers	4,196,873	5,613,623	(1,416,750)	-25.2%
TOTAL EXPENDITURES & TRANSFERS	\$ 51,171,749	\$ 51,745,312	\$ (573,563)	-1.1%
Excess/Deficit Budget	\$ -	\$ -	\$ -	



BUDGET SUMMARY BY OBJECT

REVENUES				
Object	FY2021 Budget	FY2020 Orig. Budget	Change from FY20 Orig. Budget	% Change
4001 STATE APPROPRIATION	9,641,570	9,641,570	-	0.0%
State Appropriation	9,641,570	9,641,570	-	0.0%
4251 FEDERAL IND COST RECOVERY	13,000	13,000	-	0.0%
Federal - Unrestricted Rev.	13,000	13,000	-	0.0%
4301 CE FUNDABLE TUITION	1,749,212	1,479,450	269,762	18.2%
4303 DUAL CREDIT IN-DISTRICT TUIT	1,200,000	1,100,000	100,000	9.1%
4304 DUAL CR OUT OF DISTRICT TUIT	550,000	500,000	50,000	10.0%
4305 DUAL CREDIT NON-RES TUITION	5,000	5,000	-	0.0%
4306 TUITION-IN DISTRICT	4,366,946	4,300,000	66,946	1.6%
4307 TUITION-OUT OF DISTRICT	2,955,875	2,900,000	55,875	1.9%
4308 TUITION-NON-RESIDENT	980,000	925,000	55,000	5.9%
4311 EXEMPT-HAZELWOOD	(50,000)	(50,000)	-	0.0%
4312 EXEMPT-VALEDICTORIAN	(2,000)	(2,000)	-	0.0%
4313 EXEMPT-BLIND/DEAF	(15,000)	(13,000)	(2,000)	15.4%
4314 EXEMPT-FIREMEN	(70,000)	(80,000)	10,000	-12.5%
4315 EXEMPT-RES FOSTER CARE	(13,000)	(5,000)	(8,000)	160.0%
4316 EXEMPT-DECEASED PUBLIC SERVANT	(5,000)	(5,000)	-	0.0%
4317 EXEMPT-ADOPTED STUDENTS	(48,000)	(45,000)	(3,000)	6.7%
4319 EXEMPT COMPETITIVE SCH	(100,000)	(100,000)	-	0.0%
4320 EXEMPT-FEES	(9,000)	(9,000)	-	0.0%
4321 TUIT EXEMPT-PRECEPTOR PROF NUR	(5,000)	(5,000)	-	0.0%
4322 Peace Officer Exempt (LE)	(6,000)	(5,000)	(1,000)	20.0%
4324 THIRD ATTEMPT SURCHARGE	145,000	145,000	-	0.0%
4327 STUDENT USE FEE	2,232,948	2,170,000	62,948	2.9%
4331 LAB FEES	275,000	282,500	(7,500)	-2.7%
4333 EXEMPT HZLWD CH DEP-LEGACY	(70,000)	(70,000)	-	0.0%
4337 HAZELWOOD- DEPEND SPOUSE	(10,000)	(10,000)	-	0.0%
4340 ST USE-ECTOR CO DC 6HR SCHOL	(20,000)	(20,000)	-	0.0%
4341 PRIVATE INSTRUC FEE	10,000	10,000	-	0.0%
4342 DUAL CRED F6 FREE IN-DIST	(230,000)	(300,000)	70,000	-23.3%
4343 STUDENT INSURANCE	26,364	22,392	3,972	17.7%
4344 ADD/DROP FEE	30,000	35,000	(5,000)	-14.3%
4345 LATE FEES	13,000	15,000	(2,000)	-13.3%
4346 DUAL CRED F6 FREE OUT-DIST	(5,000)	(5,000)	-	0.0%
4347 FOREIGN APPLIC FEE	1,000	1,000	-	0.0%
4348 VCT/INTERNET FEE	1,100,000	1,100,000	-	0.0%
4349 IN DIST TUIT SCHOL-1ST TIME	(450,000)	(250,000)	(200,000)	80.0%
4350 EXCESS DEV ED SURCHARGE	10,000	10,000	-	0.0%
4353 OUT DIST TUIT SCH-1ST TIME ST	(375,000)	(375,000)	-	0.0%
4354 STUDENT ACTIVITY FEE	218,000	218,000	-	0.0%
4355 STUDENT ID FEES	2,500	2,500	-	0.0%
4356 ECH WAIVER-ACT FEE	(20,000)	(16,000)	(4,000)	25.0%
4358 TUITION RE-INSTATEMENT FEE	2,500	2,500	-	0.0%
4359 NR TUIT SCHOL-IST TIME OC STUD	(200,000)	(200,000)	-	0.0%

4360	ECH WAIVER-TUIT IN-DIST	(500,000)	(450,000)	(50,000)	11.1%
4363	ST ACT FEE SCH-1ST TIME STUD	(13,000)	(15,000)	2,000	-13.3%
4364	ST USE FEE SCH-1ST TIME STUD	(165,000)	(165,000)	-	0.0%
4365	ECH WAIVER-GEN USE FEE	(200,000)	-	(200,000)	n/a
4366	ECH WAIVER-OTH FEES	(30,000)	(30,000)	-	0.0%
4371	SPEC PROGAM TUITION IN DISTR	124,000	110,000	14,000	12.7%
4372	SPEC PROGRAM TUIT OUT OF DIST	45,000	45,000	-	0.0%
4373	SPEC PROG TUIT NON-RESIDENT	5,000	5,000	-	0.0%
4379	ST ACT-ECTOR CO DC 6 HR SCHOL	(2,000)	(2,000)	-	0.0%
4380	NONFUNDABLE CE TUITION	167,834	200,300	(32,466)	-16.2%
4381	OC SELECT I/D TUIT SCHOL	(195,000)	(175,000)	(20,000)	11.4%
4382	OC SELECT O/D TUIT SCHOL	(125,000)	(100,000)	(25,000)	25.0%
4383	OC SELECT N/R TUIT SCHOL	(50,000)	(25,000)	(25,000)	100.0%
4385	TUITION BAD DEBT	(50,000)	(50,000)	-	0.0%
Total Tuition and Fees		13,182,179	13,006,642	175,537	1.3%
4423	CHILDREN CTR INCOME	350,000	400,000	(50,000)	-12.5%
4424	COSMETOLOGY INCOME	40,000	50,000	(10,000)	-20.0%
4438	PRINTING FEES TAXABLE	2,000	2,000	-	0.0%
4439	PRINTING FEES NON-TAXABLE	1,000	1,000	-	0.0%
Total Sales & Services		393,000	453,000	(60,000)	-13.2%
4510	MAINTENANCE TAX	25,400,000	25,400,000	-	0.0%
4512	DELINQUENT TAX COLL COST	30,000	30,000	-	0.0%
4513	TAX REVENUE P & I	300,000	275,000	25,000	9.1%
Total M&O Tax Revenue		25,730,000	25,705,000	25,000	0.1%
4610	POOL A INVESTMENT INTEREST	330,000	425,000	(95,000)	-22.4%
Total Investment Income		330,000	425,000	(95,000)	-22.4%
4700	VENDING REVENUE	41,000	42,500	(1,500)	-3.5%
4701	GED FEES	15,000	15,000	-	0.0%
4702	OTHER TESTING FEES	20,000	20,000	-	0.0%
4705	CAREER FAIR REG FEE	12,000	12,000	-	0.0%
4706	CONT ED MISC FEES	100	600	(500)	-83.3%
4707	COMM REC RECREATION FEES	25,000	30,000	(5,000)	-16.7%
4709	COMM REC CAMP FEES	60,000	60,000	-	0.0%
4710	SPORTS CTR BLDG RENT	15,000	15,000	-	0.0%
4711	SC MEMBER DISCOUNTS	(8,000)	(8,000)	-	0.0%
4712	GUEST/MISC FEES	50,000	50,000	-	0.0%
4713	BUILDING LEASE INCOME	10,200	13,000	(2,800)	-21.5%
4714	SPORT CTR MEMBERSHIPS	150,000	150,000	-	0.0%
4726	OTHER FINES	8,000	35,000	(27,000)	-77.1%
4741	PARKING FINES	10,000	10,000	-	0.0%
4747	GEN ROOM RENTAL	16,200	25,000	(8,800)	-35.2%
4749	RECITAL HALL RENTAL	2,000	2,000	-	0.0%
4750	OTHER INCOME	10,000	10,000	-	0.0%
4751	INST PLAN SET-UP FEE	135,000	135,000	-	0.0%
4752	Payment Plan Inst Late Fee	30,000	30,000	-	0.0%
4755	SPONSORSHIP REV	-	30,500	(30,500)	-100.0%
4756	INTERNAL COLLECTION FEE	10,000	10,000	-	0.0%
4760	TSI-A TESTING FEES	60,000	70,000	(10,000)	-14.3%
4764	DOT PHYSICAL EXAM FEE	15,000	16,000	(1,000)	-6.3%
4767	SAULSBURY ROOM RENTAL	7,500	7,500	-	0.0%
4778	CE-ROOM RENTAL	15,000	15,000	-	0.0%
4793	AUDITORIUM RENTAL	15,000	15,000	-	0.0%
Total Other Income		724,000	811,100	(87,100)	-10.7%
4800	SALES-TAXABLE	45,000	45,000	-	0.0%
4801	SALES-NONTAXABLE	23,000	22,000	1,000	4.5%
4802	COMMISSIONS	66,000	66,000	-	0.0%

4803 DEPT SALES	200,000	200,000	-	0.0%
4805 CATERING - NONTAXABLE	70,000	75,000	(5,000)	-6.7%
4806 MEAL PLAN-TAXABLE	155,250	225,000	(69,750)	-31.0%
4807 MEAL PLAN-NON-TAX	189,750	275,000	(85,250)	-31.0%
4814 APPLICATION FEES	3,400	8,500	(5,100)	-60.0%
4820 TICKET SALE	3,000	2,500	500	20.0%
4826 CONCESSION SALES	15,000	15,000	-	0.0%
4830 ROOM RENTALS	12,800	32,000	(19,200)	-60.0%
4832 RENT-2 BR APT	42,800	107,000	(64,200)	-60.0%
4834 RENT-4 BR APT	230,000	515,000	(285,000)	-55.3%
Total Auxiliary Revenue	1,056,000	1,588,000	(532,000)	-33.5%
4940 PRIVATE OPER GRANTS	102,000	102,000	-	0.0%
Total Private Revenue	102,000	102,000	-	0.0%
TOTAL UNRESTRICTED REVENUE	\$ 51,171,749	\$ 51,745,312	\$ (573,563)	-1.1%

EXPENDITURES

5001 FACULTY-F/T	9,281,575.00	9,421,402.00	(139,827.00)	-1.5%
5002 FACULTY-ADJUNCT	872,394.00	937,740.00	(65,346.00)	-7.0%
5003 FACULTY-OVERLOAD	1,636,009.00	1,113,173.00	522,836.00	47.0%
5004 FACULTY-SUMMER/SHORT TERM	123,287.00	214,396.00	(91,109.00)	-42.5%
5006 FACULTY-SUBS	12,944.00	12,944.00	-	0.0%
5007 FACULTY-MISC	25,500.00	23,500.00	2,000.00	8.5%
5008 PROF'L INSTRUCTOR	985,945.00	1,004,648.00	(18,703.00)	-1.9%
5010 DUAL CREDIT	123,710.00	110,628.00	13,082.00	11.8%
5055 P/T INSTRUCTOR (NON-ADJ)	607,522.00	478,668.00	128,854.00	26.9%
Salaries - Instructional	13,668,886.00	13,317,099.00	351,787.00	2.6%
5121 PROFESSIONAL F/T	9,223,981.00	9,061,598.00	162,383.00	1.8%
5125 PROFESSIONAL NON-EXEMPT	632,134.00	633,537.00	(1,403.00)	-0.2%
5131 CLASSIFIED-F/T	2,248,426.00	2,405,174.00	(156,748.00)	-6.5%
5132 CLASSIFIED-P/T	873,846.00	932,443.00	(58,597.00)	-6.3%
5133 CLASSIFIED-O/T	105,000.00	105,000.00	-	0.0%
5151 NON-WORK STUDY	274,202.00	367,285.00	(93,083.00)	-25.3%
5170 DEPT CHAIR STIPEND	36,000.00	41,400.00	(5,400.00)	-13.0%
5171 OTHER SALARY STIPEND	577,900.00	437,930.00	139,970.00	32.0%
5172 COMMUNICATION STIPEND	50,040.00	47,700.00	2,340.00	4.9%
5175 MERIT BONUS	234,000.00	-	234,000.00	n/a
Salaries - Other	14,255,529.00	14,032,067.00	223,462.00	1.6%
5220 A/V Supplies	3,500.00	2,500.00	1,000.00	40.0%
5221 VETERINARY SUPPLIES	4,500.00	5,000.00	(500.00)	-10.0%
5223 SOFTWARE & COMPUTER SUPPLIES	1,000.00	-	1,000.00	n/a
5225 INSTRUCT SUPPLY	389,200.00	417,824.00	(28,624.00)	-6.9%
5226 OFFICE SUPPLIES	79,316.00	77,955.00	1,361.00	1.7%
5227 COPIER SUPPLIES	15,600.00	16,985.00	(1,385.00)	-8.2%
5228 SUBSCRIPTIONS	20,840.00	21,356.00	(516.00)	-2.4%
5233 EXCESS COPIER USAGE	4,098.00	4,298.00	(200.00)	-4.7%
5235 TELEPHONE SUPPLIES	3,000.00	3,000.00	-	0.0%
5239 REPAIR SUPPLIES	20,000.00	20,000.00	-	0.0%
5240 GEN SUPPLIES	444,733.00	483,552.00	(38,819.00)	-8.0%
5241 OIL AND GAS	76,650.00	75,260.00	1,390.00	1.8%
5242 CAREER FAIR EXPENSES	5,000.00	5,000.00	-	0.0%
5249 SMALL TOOLS < \$100	2,880.00	3,272.00	(392.00)	-12.0%
5260 GROCERIES	3,000.00	3,000.00	-	0.0%
5262 UNIFORMS	49,887.00	54,934.00	(5,047.00)	-9.2%

5265	BUNKER GEAR	10,500.00	10,911.00	(411.00)	-3.8%
5266	PAINT & SUPPLIES	7,150.00	8,000.00	(850.00)	-10.6%
5270	ENTERTAINMENT SUPPLY	43,500.00	53,906.00	(10,406.00)	-19.3%
	Supplies	1,184,354.00	1,266,753.00	(82,399.00)	-6.5%
5300	POSTAGE PURCHASED	27,000.00	30,000.00	(3,000.00)	-10.0%
5301	POSTAGE CHARGES	(5,076.00)	(2,544.00)	(2,532.00)	99.5%
5304	CULINARY CATERING	6,116.00	8,098.00	(1,982.00)	-24.5%
5305	BASEBALL FIELD EXPENSES	10,800.00	12,000.00	(1,200.00)	-10.0%
5306	SOFTBALL FIELD EXPENSE	7,500.00	8,500.00	(1,000.00)	-11.8%
5308	INTERNAL CATERING	205,792.00	214,222.00	(8,430.00)	-3.9%
5311	DUES & MEMBERSHIPS	158,105.00	140,281.00	17,824.00	12.7%
5312	GRADUATION EXPENSE	48,600.00	48,600.00	-	0.0%
5313	ADVOCACY SPENDING	7,000.00	5,277.00	1,723.00	32.7%
5314	STUDENT RECOGNITION CER EXP	5,400.00	6,000.00	(600.00)	-10.0%
5315	ORGANIZATIONAL EXP	189.00	210.00	(21.00)	-10.0%
5318	PUBLIC RELATIONS	98,365.00	80,699.00	17,666.00	21.9%
5321	TRAVEL - REMOTE EMPL PD TRAVEL	12,500.00	5,000.00	7,500.00	150.0%
5322	TRAVEL-OUTSIDE SERVICE AREA	64,500.00	59,500.00	5,000.00	8.4%
5323	TRAVEL - ALLOCATION	58,500.00	83,600.00	(25,100.00)	-30.0%
5325	RECRUITING TRAVEL	50,600.00	57,250.00	(6,650.00)	-11.6%
5331	STUDENT TRAVEL	47,505.00	55,480.00	(7,975.00)	-14.4%
5333	GAME TRAVEL	146,390.00	193,000.00	(46,610.00)	-24.2%
5340	INSURANCE	597,804.00	513,014.00	84,790.00	16.5%
5342	SPECIAL EVENTS	24,500.00	43,800.00	(19,300.00)	-44.1%
5348	PERM BASIN FAIR EXPENSE	2,000.00	2,000.00	-	0.0%
5349	OFF CAMPUS BUS EXP	28,983.00	41,439.00	(12,456.00)	-30.1%
5350	AWARDS	16,865.00	28,500.00	(11,635.00)	-40.8%
5351	EQUIPMENT RENTAL	57,055.00	54,016.00	3,039.00	5.6%
5356	LAND RENTAL	5,000.00	5,000.00	-	0.0%
5357	RECYCLING EXPENSE	3,000.00	3,000.00	-	0.0%
5360	EXTERMINATING	14,000.00	14,000.00	-	0.0%
5362	EQUIP REPAIRS	276,006.00	303,663.00	(27,657.00)	-9.1%
5363	BLDG REPAIRS/REMODEL	56,586.00	83,000.00	(26,414.00)	-31.8%
5365	PARKING LOT REPAIRS	11,000.00	12,000.00	(1,000.00)	-8.3%
5369	OTHER OPER EXPENSE	9,581.00	10,250.00	(669.00)	-6.5%
5370	TECHNOLOGY CONTRACTS	1,503,337.00	1,276,994.00	226,343.00	17.7%
5371	EQUIP MAINT AGREEMENT	304,877.00	259,163.00	45,714.00	17.6%
5377	ATHLETIC FIELD IMPROVEMENTS	17,000.00	20,000.00	(3,000.00)	-15.0%
5383	OPERATING LEASE	169,357.00	169,353.00	4.00	0.0%
5384	OC-10000 EXP	1,000.00	2,000.00	(1,000.00)	-50.0%
5388	CONTINGENT EXPEND	598,000.00	660,000.00	(62,000.00)	-9.4%
	Operating Expenses	4,645,737.00	4,506,365.00	139,372.00	3.1%
5401	AUDIT FEES	79,525.00	78,000.00	1,525.00	2.0%
5402	TAX COLLECTION EXP	51,990.00	50,662.00	1,328.00	2.6%
5403	TAX APPRAISAL FEES	317,526.00	308,380.00	9,146.00	3.0%
5404	ARCHITECT/ENGINEERING FEES	2,500.00	2,500.00	-	0.0%
5406	LEGAL FEES	69,000.00	69,000.00	-	0.0%
5407	CONTRACT SERVICES	2,191,692.00	2,095,033.00	96,659.00	4.6%
5408	OTHER PROF'L FEES	25,000.00	25,000.00	-	0.0%
5409	ELECTION FEES	30,000.00	-	30,000.00	n/a
5410	ACCREDITATION EXPENSES	20,995.00	24,157.00	(3,162.00)	-13.1%
5411	EXTERNAL PRINTING	49,753.00	56,543.00	(6,790.00)	-12.0%
5414	N/C SCHEDULE PRINT	2,000.00	5,000.00	(3,000.00)	-60.0%
5415	CONTRACTED INSTRUCTION	49,039.00	182,801.00	(133,762.00)	-73.2%
5416	TESTING SERVICES	-	14,000.00	(14,000.00)	-100.0%
5417	INSPECTIONS, LICENSE, REG FEES	47,400.00	36,232.00	11,168.00	30.8%

5421	ADV-CREDIT	445,000.00	425,000.00	20,000.00	4.7%
5422	ADV-NON CREDIT	15,000.00	15,000.00	-	0.0%
5423	DEPARTMENT MARKETING	3,000.00	3,000.00	-	0.0%
5424	ADV-OTHER	21,396.00	23,600.00	(2,204.00)	-9.3%
5425	ADV-RECREATION	7,000.00	8,000.00	(1,000.00)	-12.5%
5426	PROMOTIONAL EXP	500.00	1,000.00	(500.00)	-50.0%
5427	ADV AGENCY FEES	2,500.00	5,000.00	(2,500.00)	-50.0%
5429	BANK FINANCE CHARGES	100.00	100.00	-	0.0%
5430	ACH PROCESSING FEE	3,600.00	1,000.00	2,600.00	260.0%
5434	CREDIT CARD MERCH FEES	107,000.00	117,800.00	(10,800.00)	-9.2%
5435	COLLECTION SERVICE FEE	10,700.00	15,000.00	(4,300.00)	-28.7%
5436	CUSTODIAL-SPECIAL CLEANING FEE	75,160.00	79,950.00	(4,790.00)	-6.0%
5440	INTERNAL CHARGE-BACK	(55,000.00)	(55,000.00)	-	0.0%
5442	INTERNAL PRINTING	35,968.00	40,033.00	(4,065.00)	-10.2%
5444	LRC COPIER REIMBURSEMENT	-	(2,000.00)	2,000.00	-100.0%
5448	DEPTMENTAL COPIER CHG BACK	(50,000.00)	(50,000.00)	-	0.0%
5450	MISC EXPENSE	108,500.00	117,220.00	(8,720.00)	-7.4%
5460	WELCOME WEEK EXPENSES	1,000.00	1,000.00	-	0.0%
5465	ECISD OUTREACH	13,000.00	14,000.00	(1,000.00)	-7.1%
5470	BUDG POOL POST CONF TRAVEL	37,000.00	40,000.00	(3,000.00)	-7.5%
	Services	3,717,844.00	3,747,011.00	(29,167.00)	-0.8%
5501	ELECTRICITY	895,750.00	896,750.00	(1,000.00)	-0.1%
5502	NATURAL GAS	147,500.00	147,500.00	-	0.0%
5503	WATER/SEWER	198,800.00	200,200.00	(1,400.00)	-0.7%
5504	CABLE TV	27,800.00	27,800.00	-	0.0%
5512	TELEPHONE-LONG DIST	6,000.00	4,500.00	1,500.00	33.3%
5514	CELLULAR ACCESS	13,283.00	17,477.00	(4,194.00)	-24.0%
5516	TELEPHONE LINE CHGS	71,800.00	66,800.00	5,000.00	7.5%
5517	ISP CHARGES	97,000.00	85,000.00	12,000.00	14.1%
	Utilities	1,457,933.00	1,446,027.00	11,906.00	0.8%
5699	COST OF GOODS SOLD	14,667.00	18,000.00	(3,333.00)	-18.5%
	Auxiliary	14,667.00	18,000.00	(3,333.00)	-18.5%
5721	T/F SCHOLARSHIP	346,000.00	346,000.00	-	0.0%
5722	R&B SCHOLARSHIP	39,000.00	39,000.00	-	0.0%
5729	UNAWARDED BUDGET	1,274,000.00	1,220,000.00	54,000.00	4.4%
	Scholarship & Aid	1,659,000.00	1,605,000.00	54,000.00	3.4%
5900	ACTIVE HEALTH INSUR	2,682,800.00	2,652,480.00	30,320.00	1.1%
5902	FICA MATCHING	1,568,037.00	1,483,649.00	84,388.00	5.7%
5903	MEDICARE MATCHING	367,223.00	327,668.00	39,555.00	12.1%
5904	STATE LIFE INS BENEFIT	8,700.00	9,767.00	(1,067.00)	-10.9%
5907	UNEMPLOYMENT BENEFITS	9,627.00	9,627.00	-	0.0%
5908	WORKERS COMP BENEFITS	64,000.00	62,990.00	1,010.00	1.6%
5910	COMP ABSENCES PAYMENT	75,000.00	75,000.00	-	0.0%
5912	TUIT & FEE ASSISTANCE	85,000.00	85,000.00	-	0.0%
5920	ORP SUPPLEMENT	32,600.00	30,791.00	1,809.00	5.9%
5921	ORP OC	167,400.00	143,128.00	24,272.00	17.0%
5930	TRS/ORP NON-GR	55,874.00	55,874.00	-	0.0%
5931	TRS/ORP STATE SHORTFALL	10,000.00	16,956.00	(6,956.00)	-41.0%
5935	TRS NEW EMPLOYMENT MATCH	32,000.00	31,558.00	442.00	1.4%
5936	TRS OC	764,614.00	715,492.00	49,122.00	6.9%
5950	TAX SHELTER ANNUITY	25,000.00	25,000.00	-	0.0%
	Staff Benefits	5,947,875.00	5,724,980.00	222,895.00	3.9%
6010	CAPITAL > \$5000	224,500.00	193,715.00	30,785.00	15.9%
6014	NON-CONSUM. < \$300	200.00	22,411.00	(22,211.00)	-99.1%
6015	FIXED ASSETS < \$5000	100,151.00	117,561.00	(17,410.00)	-14.8%
6030	LRC FACULTY REQ OTHER INFO RES	41,000.00	46,500.00	(5,500.00)	-11.8%

6031 LRC FACULTY REQ BOOKS	4,000.00	10,000.00	(6,000.00)	-60.0%
6032 LRC PERIODICAL	3,000.00	3,000.00	-	0.0%
6036 LRC BOOKS	200.00	200.00	-	0.0%
6095 GENERAL FURNITURE BUDGET	50,000.00	75,000.00	(25,000.00)	-33.3%
Capital	423,051.00	468,387.00	(45,336.00)	-9.7%
7103 TSF-MANDATORY DEBT SERVICE	411,350.00	413,100.00	(1,750.00)	-0.4%
7104 TSF-TPEG RESIDENT BAL	450,000.00	450,000.00	-	0.0%
7105 TSF-TPEG NON/RES BAL	15,000.00	15,000.00	-	0.0%
Mandatory Transfers	876,350.00	878,100.00	(1,750.00)	-0.2%
7201 TSF-LN/SCH FROM CUR	(100,000.00)	(100,000.00)	-	0.0%
7203 TSF-RENEWAL/REPLACE	3,385,000.00	4,800,000.00	(1,415,000.00)	-29.5%
7204 ATH FD BY STUD ACT	-	-	-	n/a
7206 TSF-OTHER NON-MAND	55,523.00	55,523.00	-	0.0%
7214 TSF-INVESTMENT EARNINGS	(20,000.00)	(20,000.00)	-	0.0%
Other Transfers	3,320,523.00	4,735,523.00	(1,415,000.00)	-29.9%
TOTAL EXPENDITURES & TRANSFERS	\$ 51,171,749.00	\$ 51,745,312.00	\$ (573,563.00)	-1.1%
NET BUDGET SURPLUS (DEFICIT)	\$ -	\$ -	\$ -	



Current Unrestricted Expenditure Budgets by Department
(Excludes F/T Salaries, Pooled Travel, and Capital)

Fund	Dept	Object	Dept Desc	Object Desc	FY2021 Budget	FY2020 Orig. Budget	Change from FY20 Orig. Budg.	% Change
11	10100	5240	BRD TRUSTEES	GEN SUPPLIES	2,150	1,905	245	12.9%
11	10100	5304	BRD TRUSTEES	CULINARY CATERING	887	980	(93)	-9.5%
11	10100	5308	BRD TRUSTEES	INTERNAL CATERING	4,068	4,520	(452)	-10.0%
11	10100	5322	BRD TRUSTEES	TRAVEL-OUTSIDE SERVICE AREA	7,200	1,500	5,700	380.0%
11	10100	5370	BRD TRUSTEES	TECHNOLOGY CONTRACTS	1,250	1,300	(50)	-3.8%
11	10100	5409	BRD TRUSTEES	ELECTION FEES	30,000	-	30,000	n/a
10100 Total					45,555	10,205	35,350	346.4%
11	10101	5226	PRESIDENT	OFFICE SUPPLIES	1,609	1,700	(91)	-5.4%
11	10101	5301	PRESIDENT	POSTAGE CHARGES	150	328	(178)	-54.3%
11	10101	5304	PRESIDENT	CULINARY CATERING	129	143	(14)	-9.8%
11	10101	5308	PRESIDENT	INTERNAL CATERING	917	1,019	(102)	-10.0%
11	10101	5311	PRESIDENT	DUES & MEMBERSHIPS	787	787	-	0.0%
11	10101	5318	PRESIDENT	PUBLIC RELATIONS	5,895	5,749	146	2.5%
11	10101	5322	PRESIDENT	TRAVEL-OUTSIDE SERVICE AREA	19,800	22,000	(2,200)	-10.0%
11	10101	5349	PRESIDENT	OFF CAMPUS BUS EXP	269	1,000	(731)	-73.1%
11	10101	5442	PRESIDENT	INTERNAL PRINTING	55	162	(107)	-66.0%
10101 Total					29,611	32,888	(3,277)	-10.0%
11	10102	5226	VP-INSTRUCTION	OFFICE SUPPLIES	1,500	949	551	58.1%
11	10102	5240	VP-INSTRUCTION	GEN SUPPLIES	500	60	440	733.3%
11	10102	5301	VP-INSTRUCTION	POSTAGE CHARGES	-	1	(1)	-100.0%
11	10102	5304	VP-INSTRUCTION	CULINARY CATERING	50	50	-	0.0%
11	10102	5308	VP-INSTRUCTION	INTERNAL CATERING	250	500	(250)	-50.0%
11	10102	5318	VP-INSTRUCTION	PUBLIC RELATIONS	200	200	-	0.0%
11	10102	5349	VP-INSTRUCTION	OFF CAMPUS BUS EXP	100	50	50	100.0%
11	10102	5450	VP-INSTRUCTION	MISC EXPENSE	-	50	(50)	-100.0%
10102 Total					2,600	1,860	740	39.8%
11	10103	5226	VP-BUS AFFAIRS	OFFICE SUPPLIES	-	900	(900)	-100.0%
11	10103	5227	VP-BUS AFFAIRS	COPIER SUPPLIES	-	200	(200)	-100.0%
11	10103	5301	VP-BUS AFFAIRS	POSTAGE CHARGES	-	125	(125)	-100.0%
11	10103	5308	VP-BUS AFFAIRS	INTERNAL CATERING	-	50	(50)	-100.0%
11	10103	5311	VP-BUS AFFAIRS	DUES & MEMBERSHIPS	-	950	(950)	-100.0%
11	10103	5370	VP-BUS AFFAIRS	TECHNOLOGY CONTRACTS	15,000	13,083	1,917	14.7%
11	10103	5383	VP-BUS AFFAIRS	OPERATING LEASE	1,789	1,789	-	0.0%
11	10103	5424	VP-BUS AFFAIRS	ADV-OTHER	-	1,500	(1,500)	-100.0%
11	10103	5442	VP-BUS AFFAIRS	INTERNAL PRINTING	-	100	(100)	-100.0%
10103 Total					16,789	18,697	(1,908)	-10.2%
11	10105	5240	CHIEF OF STAFF	GEN SUPPLIES	500	-	500	n/a
11	10105	5318	CHIEF OF STAFF	PUBLIC RELATIONS	11,000	-	11,000	n/a
11	10105	5321	CHIEF OF STAFF	TRAVEL - REMOTE EMPL PD TRAVEL	7,500	-	7,500	n/a
10105 Total					19,000	-	19,000	#DIV/0!
11	10106	5226	VP-INFORMATION TECHNOLOGY	OFFICE SUPPLIES	-	800	(800)	-100.0%
11	10106	5240	VP-INFORMATION TECHNOLOGY	GEN SUPPLIES	-	300	(300)	-100.0%
11	10106	5301	VP-INFORMATION TECHNOLOGY	POSTAGE CHARGES	-	30	(30)	-100.0%
11	10106	5311	VP-INFORMATION TECHNOLOGY	DUES & MEMBERSHIPS	-	750	(750)	-100.0%
11	10106	5349	VP-INFORMATION TECHNOLOGY	OFF CAMPUS BUS EXP	-	500	(500)	-100.0%
10106 Total					-	2,380	(2,380)	-100.0%
11	10107	5226	VP-INSTITUTIONAL EFFECTIVENESS	OFFICE SUPPLIES	1,040	1,040	-	0.0%
11	10107	5240	VP-INSTITUTIONAL EFFECTIVENESS	GEN SUPPLIES	50	50	-	0.0%
11	10107	5311	VP-INSTITUTIONAL EFFECTIVENESS	DUES & MEMBERSHIPS	1,200	1,200	-	0.0%
11	10107	5318	VP-INSTITUTIONAL EFFECTIVENESS	PUBLIC RELATIONS	300	300	-	0.0%
11	10107	5349	VP-INSTITUTIONAL EFFECTIVENESS	OFF CAMPUS BUS EXP	100	100	-	0.0%
11	10107	5407	VP-INSTITUTIONAL EFFECTIVENESS	CONTRACT SERVICES	1,500	1,500	-	0.0%
11	10107	5411	VP-INSTITUTIONAL EFFECTIVENESS	EXTERNAL PRINTING	125	125	-	0.0%
11	10107	5442	VP-INSTITUTIONAL EFFECTIVENESS	INTERNAL PRINTING	80	80	-	0.0%
10107 Total					4,395	4,395	-	0.0%
11	10108	5226	VP-ADMIN SERVICES	OFFICE SUPPLIES	779	-	779	n/a
11	10108	5227	VP-ADMIN SERVICES	COPIER SUPPLIES	200	-	200	n/a
11	10108	5301	VP-ADMIN SERVICES	POSTAGE CHARGES	125	-	125	n/a
11	10108	5308	VP-ADMIN SERVICES	INTERNAL CATERING	50	-	50	n/a
11	10108	5311	VP-ADMIN SERVICES	DUES & MEMBERSHIPS	500	-	500	n/a
11	10108	5442	VP-ADMIN SERVICES	INTERNAL PRINTING	400	-	400	n/a
10108 Total					2,054	-	2,054	#DIV/0!
11	10211	5151	HUMAN RES	NON-WORK STUDY	2,200	2,200	-	0.0%
11	10211	5226	HUMAN RES	OFFICE SUPPLIES	1,688	1,700	(12)	-0.7%
11	10211	5228	HUMAN RES	SUBSCRIPTIONS	2,940	-	2,940	n/a
11	10211	5233	HUMAN RES	EXCESS COPIER USAGE	12	-	12	n/a
11	10211	5240	HUMAN RES	GEN SUPPLIES	2,362	2,400	(38)	-1.6%
11	10211	5301	HUMAN RES	POSTAGE CHARGES	700	700	-	0.0%
11	10211	5308	HUMAN RES	INTERNAL CATERING	23,310	-	23,310	n/a
11	10211	5311	HUMAN RES	DUES & MEMBERSHIPS	235	235	-	0.0%
11	10211	5318	HUMAN RES	PUBLIC RELATIONS	2,400	-	2,400	n/a
11	10211	5321	HUMAN RES	TRAVEL - REMOTE EMPL PD TRAVEL	5,000	-	5,000	n/a
11	10211	5325	HUMAN RES	RECRUITING TRAVEL	4,000	4,000	-	0.0%
11	10211	5369	HUMAN RES	OTHER OPER EXPENSE	81	250	(169)	-67.6%

11	10211	5370	HUMAN RES	TECHNOLOGY CONTRACTS	69,323	58,528	10,795	18.4%
11	10211	5383	HUMAN RES	OPERATING LEASE	1,598	1,598	-	0.0%
11	10211	5406	HUMAN RES	LEGAL FEES	35,000	35,000	-	0.0%
11	10211	5407	HUMAN RES	CONTRACT SERVICES	12,000	12,000	-	0.0%
11	10211	5424	HUMAN RES	ADV-OTHER	8,407	8,200	207	2.5%
11	10211	5442	HUMAN RES	INTERNAL PRINTING	300	300	-	0.0%
	10211 Total				171,556	127,111	44,445	35.0%
11	10225	5226	ACCOUNTING	OFFICE SUPPLIES	1,600	1,700	(100)	-5.9%
11	10225	5301	ACCOUNTING	POSTAGE CHARGES	500	500	-	0.0%
11	10225	5370	ACCOUNTING	TECHNOLOGY CONTRACTS	66,319	65,479	840	1.3%
11	10225	5434	ACCOUNTING	CREDIT CARD MERCH FEES	6,200	5,800	400	6.9%
11	10225	5442	ACCOUNTING	INTERNAL PRINTING	40	40	-	0.0%
	10225 Total				74,659	73,519	1,140	1.6%
11	10240	5132	PURCHASING	CLASSIFIED-P/T	8,208	8,208	-	0.0%
11	10240	5151	PURCHASING	NON-WORK STUDY	2,090	2,090	-	0.0%
11	10240	5226	PURCHASING	OFFICE SUPPLIES	3,452	3,000	452	15.1%
11	10240	5228	PURCHASING	SUBSCRIPTIONS	750	710	40	5.6%
11	10240	5301	PURCHASING	POSTAGE CHARGES	1,475	1,475	-	0.0%
11	10240	5311	PURCHASING	DUES & MEMBERSHIPS	900	900	-	0.0%
11	10240	5383	PURCHASING	OPERATING LEASE	1,598	1,598	-	0.0%
11	10240	5424	PURCHASING	ADV-OTHER	1,700	2,500	(800)	-32.0%
11	10240	5442	PURCHASING	INTERNAL PRINTING	-	100	(100)	-100.0%
11	10240	5514	PURCHASING	CELLULAR ACCESS	1,236	1,236	-	0.0%
	10240 Total				21,409	21,817	(408)	-1.9%
11	10300	5151	INSTIT. EFFECTIVENESS	NON-WORK STUDY	5,300	4,740	560	11.8%
11	10300	5226	INSTIT. EFFECTIVENESS	OFFICE SUPPLIES	1,100	1,200	(100)	-8.3%
11	10300	5240	INSTIT. EFFECTIVENESS	GEN SUPPLIES	1,085	1,500	(415)	-27.7%
11	10300	5301	INSTIT. EFFECTIVENESS	POSTAGE CHARGES	125	250	(125)	-50.0%
11	10300	5308	INSTIT. EFFECTIVENESS	INTERNAL CATERING	250	250	-	0.0%
11	10300	5311	INSTIT. EFFECTIVENESS	DUES & MEMBERSHIPS	700	700	-	0.0%
11	10300	5349	INSTIT. EFFECTIVENESS	OFF CAMPUS BUS EXP	100	436	(336)	-77.1%
11	10300	5370	INSTIT. EFFECTIVENESS	TECHNOLOGY CONTRACTS	7,023	14,000	(6,977)	-49.8%
11	10300	5384	INSTIT. EFFECTIVENESS	OC-10000 EXP	1,000	2,000	(1,000)	-50.0%
11	10300	5411	INSTIT. EFFECTIVENESS	EXTERNAL PRINTING	750	1,000	(250)	-25.0%
11	10300	5442	INSTIT. EFFECTIVENESS	INTERNAL PRINTING	450	500	(50)	-10.0%
	10300 Total				17,883	26,576	(8,693)	-32.7%
11	10301	5407	INITIATIVE GRANTS	CONTRACT SERVICES	40,000	45,000	(5,000)	-11.1%
	10301 Total				40,000	45,000	(5,000)	-11.1%
11	10304	5308	SPECIAL PROJECTS	INTERNAL CATERING	5,000	-	5,000	n/a
	10304 Total				5,000	-	5,000	#DIV/0!
11	10305	5132	MARKETING & COMMUN.	CLASSIFIED-P/T	15,000	15,000	-	0.0%
11	10305	5151	MARKETING & COMMUN.	NON-WORK STUDY	4,000	5,000	(1,000)	-20.0%
11	10305	5226	MARKETING & COMMUN.	OFFICE SUPPLIES	2,000	2,000	-	0.0%
11	10305	5228	MARKETING & COMMUN.	SUBSCRIPTIONS	10,000	10,000	-	0.0%
11	10305	5240	MARKETING & COMMUN.	GEN SUPPLIES	3,000	3,000	-	0.0%
11	10305	5301	MARKETING & COMMUN.	POSTAGE CHARGES	500	500	-	0.0%
11	10305	5311	MARKETING & COMMUN.	DUES & MEMBERSHIPS	500	500	-	0.0%
11	10305	5318	MARKETING & COMMUN.	PUBLIC RELATIONS	20,000	23,000	(3,000)	-13.0%
11	10305	5342	MARKETING & COMMUN.	SPECIAL EVENTS	11,200	30,000	(18,800)	-62.7%
11	10305	5348	MARKETING & COMMUN.	PERM BASIN FAIR EXPENSE	-	2,000	(2,000)	-100.0%
11	10305	5349	MARKETING & COMMUN.	OFF CAMPUS BUS EXP	500	1,500	(1,000)	-66.7%
11	10305	5370	MARKETING & COMMUN.	TECHNOLOGY CONTRACTS	49,628	49,167	461	0.9%
11	10305	5407	MARKETING & COMMUN.	CONTRACT SERVICES	15,000	15,000	-	0.0%
11	10305	5411	MARKETING & COMMUN.	EXTERNAL PRINTING	35,000	43,000	(8,000)	-18.6%
11	10305	5414	MARKETING & COMMUN.	N/C SCHEDULE PRINT	2,000	5,000	(3,000)	-60.0%
11	10305	5421	MARKETING & COMMUN.	ADV-CREDIT	445,000	425,000	20,000	4.7%
11	10305	5422	MARKETING & COMMUN.	ADV-NON CREDIT	15,000	15,000	-	0.0%
11	10305	5423	MARKETING & COMMUN.	DEPARTMENT MARKETING	3,000	3,000	-	0.0%
11	10305	5424	MARKETING & COMMUN.	ADV-OTHER	10,000	10,000	-	0.0%
11	10305	5425	MARKETING & COMMUN.	ADV-RECREATION	7,000	8,000	(1,000)	-12.5%
11	10305	5427	MARKETING & COMMUN.	ADV AGENCY FEES	2,500	5,000	(2,500)	-50.0%
11	10305	5442	MARKETING & COMMUN.	INTERNAL PRINTING	8,000	10,000	(2,000)	-20.0%
11	10305	5450	MARKETING & COMMUN.	MISC EXPENSE	1,000	1,000	-	0.0%
	10305 Total				659,828	681,667	(21,839)	-3.2%
11	10306	5226	INSTIT. ADVANCEMENT	OFFICE SUPPLIES	2,039	2,039	-	0.0%
11	10306	5228	INSTIT. ADVANCEMENT	SUBSCRIPTIONS	220	220	-	0.0%
11	10306	5240	INSTIT. ADVANCEMENT	GEN SUPPLIES	600	600	-	0.0%
11	10306	5301	INSTIT. ADVANCEMENT	POSTAGE CHARGES	850	850	-	0.0%
11	10306	5304	INSTIT. ADVANCEMENT	CULINARY CATERING	750	1,000	(250)	-25.0%
11	10306	5308	INSTIT. ADVANCEMENT	INTERNAL CATERING	9,000	9,000	-	0.0%
11	10306	5311	INSTIT. ADVANCEMENT	DUES & MEMBERSHIPS	450	1,950	(1,500)	-76.9%
11	10306	5318	INSTIT. ADVANCEMENT	PUBLIC RELATIONS	15,000	10,000	5,000	50.0%
11	10306	5322	INSTIT. ADVANCEMENT	TRAVEL-OUTSIDE SERVICE AREA	3,000	5,000	(2,000)	-40.0%
11	10306	5342	INSTIT. ADVANCEMENT	SPECIAL EVENTS	7,500	7,500	-	0.0%
11	10306	5370	INSTIT. ADVANCEMENT	TECHNOLOGY CONTRACTS	8,480	13,701	(5,221)	-38.1%
11	10306	5407	INSTIT. ADVANCEMENT	CONTRACT SERVICES	30,000	45,000	(15,000)	-33.3%
11	10306	5411	INSTIT. ADVANCEMENT	EXTERNAL PRINTING	10,000	7,000	3,000	42.9%
11	10306	5442	INSTIT. ADVANCEMENT	INTERNAL PRINTING	1,500	1,000	500	50.0%
	10306 Total				89,389	104,860	(15,471)	-14.8%
11	10310	5301	GRADUATION	POSTAGE CHARGES	1,600	1,600	-	0.0%
11	10310	5312	GRADUATION	GRADUATION EXPENSE	46,000	46,000	-	0.0%
11	10310	5350	GRADUATION	AWARDS	5,000	10,000	(5,000)	-50.0%
	10310 Total				52,600	57,600	(5,000)	-8.7%

11	10312	5240	EMPLOYEE RECOGNITION	GEN SUPPLIES	7,835	1,200	6,635	552.9%
11	10312	5301	EMPLOYEE RECOGNITION	POSTAGE CHARGES	20	20	-	0.0%
11	10312	5304	EMPLOYEE RECOGNITION	CULINARY CATERING	2,000	2,000	-	0.0%
11	10312	5308	EMPLOYEE RECOGNITION	INTERNAL CATERING	15,000	15,000	-	0.0%
11	10312	5348	EMPLOYEE RECOGNITION	PERM BASIN FAIR EXPENSE	2,000	-	2,000	n/a
11	10312	5350	EMPLOYEE RECOGNITION	AWARDS	11,365	18,000	(6,635)	-36.9%
11	10312	5442	EMPLOYEE RECOGNITION	INTERNAL PRINTING	41	41	-	0.0%
	10312 Total				38,261	36,261	2,000	5.5%
11	10313	5240	OC ALL IN	GEN SUPPLIES	4,000	1,000	3,000	300.0%
11	10313	5308	OC ALL IN	INTERNAL CATERING	6,000	10,000	(4,000)	-40.0%
11	10313	5350	OC ALL IN	AWARDS	500	500	-	0.0%
11	10313	5442	OC ALL IN	INTERNAL PRINTING	-	250	(250)	-100.0%
	10313 Total				10,500	11,750	(1,250)	-10.6%
11	10315	5311	INSTIT MBRSHIPS	DUES & MEMBERSHIPS	73,000	74,723	(1,723)	-2.3%
11	10315	5311	INSTIT MBRSHIPS	ADVOCACY SPENDING	7,000	5,277	1,723	32.7%
	10315 Total				80,000	80,000	-	0.0%
11	10320	5228	PROF'L DEVEL	SUBSCRIPTIONS	-	2,500	(2,500)	-100.0%
11	10320	5240	PROF'L DEVEL	GEN SUPPLIES	-	900	(900)	-100.0%
11	10320	5304	PROF'L DEVEL	CULINARY CATERING	-	425	(425)	-100.0%
11	10320	5308	PROF'L DEVEL	INTERNAL CATERING	-	23,500	(23,500)	-100.0%
11	10320	5321	PROF'L DEVEL	TRAVEL - REMOTE EMPL PD TRAVEL	-	5,000	(5,000)	-100.0%
	10320 Total				-	32,325	(32,325)	-100.0%
11	10323	5240	OC LEADERSHIP INSTITUTE	GEN SUPPLIES	1,650	1,000	650	65.0%
11	10323	5304	OC LEADERSHIP INSTITUTE	CULINARY CATERING	-	500	(500)	-100.0%
11	10323	5308	OC LEADERSHIP INSTITUTE	INTERNAL CATERING	2,100	3,500	(1,400)	-40.0%
11	10323	5349	OC LEADERSHIP INSTITUTE	OFF CAMPUS BUS EXP	70	-	70	n/a
11	10323	5369	OC LEADERSHIP INSTITUTE	OTHER OPER EXPENSE	9,500	10,000	(500)	-5.0%
11	10323	5407	OC LEADERSHIP INSTITUTE	CONTRACT SERVICES	100	100	-	0.0%
	10323 Total				13,420	15,100	(1,680)	-11.1%
11	10331	5315	ORG PROF STAFF	ORGANIZATIONAL EXP	189	210	(21)	-10.0%
	10331 Total				189	210	(21)	-10.0%
11	10332	5308	ORG SEC/CLERKS	INTERNAL CATERING	189	210	(21)	-10.0%
	10332 Total				189	210	(21)	-10.0%
11	10333	5308	ORG MAINT EMPL	INTERNAL CATERING	189	210	(21)	-10.0%
	10333 Total				189	210	(21)	-10.0%
11	10340	5406	LEGAL EXPENSE	LEGAL FEES	34,000	34,000	-	0.0%
	10340 Total				34,000	34,000	-	0.0%
11	10342	5240	HEALTH & SAFETY	GEN SUPPLIES	5,000	4,600	400	8.7%
11	10342	5308	HEALTH & SAFETY	INTERNAL CATERING	500	350	150	42.9%
11	10342	5442	HEALTH & SAFETY	INTERNAL PRINTING	150	300	(150)	-50.0%
	10342 Total				5,650	5,250	400	7.6%
11	10344	5401	ACCT SERVICES	AUDIT FEES	79,525	78,000	1,525	2.0%
	10344 Total				79,525	78,000	1,525	2.0%
11	10348	5402	TAX APPRAISAL	TAX COLLECTION EXP	51,990	50,662	1,328	2.6%
11	10348	5403	TAX APPRAISAL	TAX APPRAISAL FEES	317,526	308,380	9,146	3.0%
	10348 Total				369,516	359,042	10,474	2.9%
11	10350	5132	CAMPUS POLICE	CLASSIFIED-P/T	40,000	40,000	-	0.0%
11	10350	5226	CAMPUS POLICE	OFFICE SUPPLIES	100	174	(74)	-42.5%
11	10350	5228	CAMPUS POLICE	SUBSCRIPTIONS	330	330	-	0.0%
11	10350	5240	CAMPUS POLICE	GEN SUPPLIES	4,000	4,675	(675)	-14.4%
11	10350	5262	CAMPUS POLICE	UNIFORMS	4,000	5,000	(1,000)	-20.0%
11	10350	5301	CAMPUS POLICE	POSTAGE CHARGES	25	50	(25)	-50.0%
11	10350	5311	CAMPUS POLICE	DUES & MEMBERSHIPS	225	225	-	0.0%
11	10350	5340	CAMPUS POLICE	INSURANCE	100	100	-	0.0%
11	10350	5349	CAMPUS POLICE	OFF CAMPUS BUS EXP	100	300	(200)	-66.7%
11	10350	5370	CAMPUS POLICE	TECHNOLOGY CONTRACTS	4,768	4,768	-	0.0%
11	10350	5371	CAMPUS POLICE	EQUIP MAINT AGREEMENT	258	258	-	0.0%
11	10350	5383	CAMPUS POLICE	OPERATING LEASE	989	989	-	0.0%
11	10350	5407	CAMPUS POLICE	CONTRACT SERVICES	510	-	510	n/a
11	10350	5442	CAMPUS POLICE	INTERNAL PRINTING	150	300	(150)	-50.0%
11	10350	5514	CAMPUS POLICE	CELLULAR ACCESS	2,750	2,960	(210)	-7.1%
	10350 Total				58,305	60,129	(1,824)	-3.0%
11	10352	5151	COPY AND MAIL CTR	NON-WORK STUDY	2,925	2,925	-	0.0%
11	10352	5226	COPY AND MAIL CTR	OFFICE SUPPLIES	350	350	-	0.0%
11	10352	5227	COPY AND MAIL CTR	COPIER SUPPLIES	13,000	13,000	-	0.0%
11	10352	5240	COPY AND MAIL CTR	GEN SUPPLIES	300	300	-	0.0%
11	10352	5300	COPY AND MAIL CTR	POSTAGE PURCHASED	27,000	30,000	(3,000)	-10.0%
11	10352	5301	COPY AND MAIL CTR	POSTAGE CHARGES	(25,000)	(25,000)	-	0.0%
11	10352	5362	COPY AND MAIL CTR	EQUIP REPAIRS	600	600	-	0.0%
11	10352	5383	COPY AND MAIL CTR	OPERATING LEASE	41,700	41,700	-	0.0%
11	10352	5448	COPY AND MAIL CTR	DEPTMENTAL COPIER CHG BACK	(50,000)	(50,000)	-	0.0%
	10352 Total				10,875	13,875	(3,000)	-21.6%
11	10356	5132	FACILITY CONTRACTS	CLASSIFIED-P/T	10,500	10,500	-	0.0%
11	10356	5226	FACILITY CONTRACTS	OFFICE SUPPLIES	121	121	-	0.0%
11	10356	5240	FACILITY CONTRACTS	GEN SUPPLIES	4,529	4,629	(100)	-2.2%
11	10356	5262	FACILITY CONTRACTS	UNIFORMS	1,450	1,450	-	0.0%
11	10356	5357	FACILITY CONTRACTS	RECYCLING EXPENSE	3,000	3,000	-	0.0%
11	10356	5370	FACILITY CONTRACTS	TECHNOLOGY CONTRACTS	6,213	5,917	296	5.0%
11	10356	5407	FACILITY CONTRACTS	CONTRACT SERVICES	3,625	3,625	-	0.0%
11	10356	5436	FACILITY CONTRACTS	CUSTODIAL-SPECIAL CLEANING FEE	500	500	-	0.0%
11	10356	5442	FACILITY CONTRACTS	INTERNAL PRINTING	100	100	-	0.0%
11	10356	5514	FACILITY CONTRACTS	CELLULAR ACCESS	1,120	1,120	-	0.0%
	10356 Total				31,158	30,962	196	0.6%

11	10359	5228	TRANSPORTATION	SUBSCRIPTIONS	1,600	1,796	(196)	-10.9%
11	10359	5240	TRANSPORTATION	GEN SUPPLIES	6,000	6,750	(750)	-11.1%
11	10359	5241	TRANSPORTATION	OIL AND GAS	39,800	44,212	(4,412)	-10.0%
11	10359	5249	TRANSPORTATION	SMALL TOOLS < \$100	250	300	(50)	-16.7%
11	10359	5362	TRANSPORTATION	EQUIP REPAIRS	38,900	44,137	(5,237)	-11.9%
11	10359	5383	TRANSPORTATION	OPERATING LEASE	9,078	7,950	1,128	14.2%
11	10359	5407	TRANSPORTATION	CONTRACT SERVICES	600	600	-	0.0%
11	10359	5440	TRANSPORTATION	INTERNAL CHARGE-BACK	(55,000)	(55,000)	-	0.0%
11	10359	5514	TRANSPORTATION	CELLULAR ACCESS	400	400	-	0.0%
	10359 Total				41,628	51,145	(9,517)	-18.6%
11	10360	5226	INFO SERVICES	OFFICE SUPPLIES	300	300	-	0.0%
11	10360	5370	INFO SERVICES	TECHNOLOGY CONTRACTS	537,372	528,390	8,982	1.7%
11	10360	5407	INFO SERVICES	CONTRACT SERVICES	100,757	120,500	(19,743)	-16.4%
	10360 Total				638,429	649,190	(10,761)	-1.7%
11	10361	5132	INFO TECHNOLOGY	CLASSIFIED-P/T	20,000	20,000	-	0.0%
11	10361	5220	INFO TECHNOLOGY	A/V Supplies	3,500	2,500	1,000	40.0%
11	10361	5226	INFO TECHNOLOGY	OFFICE SUPPLIES	1,010	500	510	102.0%
11	10361	5228	INFO TECHNOLOGY	SUBSCRIPTIONS	5,000	5,000	-	0.0%
11	10361	5235	INFO TECHNOLOGY	TELEPHONE SUPPLIES	3,000	3,000	-	0.0%
11	10361	5239	INFO TECHNOLOGY	REPAIR SUPPLIES	20,000	20,000	-	0.0%
11	10361	5240	INFO TECHNOLOGY	GEN SUPPLIES	10,600	11,000	(400)	-3.6%
11	10361	5301	INFO TECHNOLOGY	POSTAGE CHARGES	50	50	-	0.0%
11	10361	5311	INFO TECHNOLOGY	DUES & MEMBERSHIPS	2,000	1,800	200	11.1%
11	10361	5349	INFO TECHNOLOGY	OFF CAMPUS BUS EXP	1,000	1,000	-	0.0%
11	10361	5362	INFO TECHNOLOGY	EQUIP REPAIRS	5,000	5,000	-	0.0%
11	10361	5370	INFO TECHNOLOGY	TECHNOLOGY CONTRACTS	496,238	333,733	162,505	48.7%
11	10361	5371	INFO TECHNOLOGY	EQUIP MAINT AGREEMENT	165,609	153,418	12,191	7.9%
11	10361	5407	INFO TECHNOLOGY	CONTRACT SERVICES	141,000	14,000	127,000	907.1%
11	10361	5442	INFO TECHNOLOGY	INTERNAL PRINTING	150	150	-	0.0%
11	10361	5504	INFO TECHNOLOGY	CABLE TV	12,000	12,000	-	0.0%
11	10361	5514	INFO TECHNOLOGY	CELLULAR ACCESS	360	360	-	0.0%
11	10361	5516	INFO TECHNOLOGY	TELEPHONE LINE CHGS	65,000	60,000	5,000	8.3%
11	10361	5517	INFO TECHNOLOGY	ISP CHARGES	65,000	53,000	12,000	22.6%
	10361 Total				1,016,517	696,511	320,006	45.9%
11	10370	5308	GEN INSTIT EXP	INTERNAL CATERING	1,200	1,475	(275)	-18.6%
11	10370	5318	GEN INSTIT EXP	PUBLIC RELATIONS	15,000	15,000	-	0.0%
11	10370	5408	GEN INSTIT EXP	OTHER PROF'L FEES	20,000	20,000	-	0.0%
11	10370	5450	GEN INSTIT EXP	MISC EXPENSE	90,000	100,000	(10,000)	-10.0%
	10370 Total				126,200	136,475	(10,275)	-7.5%
11	10371	5388	STU LIFE DISCRETIONARY	CONTINGENT EXPEND	8,000	10,000	(2,000)	-20.0%
	10371 Total				8,000	10,000	(2,000)	-20.0%
11	10372	5388	INSTRUCT DISCRETIONARY	CONTINGENT EXPEND	8,000	10,000	(2,000)	-20.0%
	10372 Total				8,000	10,000	(2,000)	-20.0%
11	10373	5388	BUS AFF DISCRETIONARY	CONTINGENT EXPEND	8,000	10,000	(2,000)	-20.0%
	10373 Total				8,000	10,000	(2,000)	-20.0%
11	10375	5388	CHIEF OF STAFF DISCRETIONARY	CONTINGENT EXPEND	8,000	10,000	(2,000)	-20.0%
	10375 Total				8,000	10,000	(2,000)	-20.0%
11	10376	5388	PRESIDENT DISCRETIONARY	CONTINGENT EXPEND	8,000	10,000	(2,000)	-20.0%
	10376 Total				8,000	10,000	(2,000)	-20.0%
11	10378	5388	INST EFFECT DISCRETIONARY	CONTINGENT EXPEND	8,000	10,000	(2,000)	-20.0%
	10378 Total				8,000	10,000	(2,000)	-20.0%
11	10379	5226	SACS	OFFICE SUPPLIES	600	500	100	20.0%
11	10379	5301	SACS	POSTAGE CHARGES	700	50	650	1300.0%
11	10379	5322	SACS	TRAVEL-OUTSIDE SERVICE AREA	7,000	8,000	(1,000)	-12.5%
11	10379	5410	SACS	ACCREDITATION EXPENSES	5,000	8,000	(3,000)	-37.5%
11	10379	5442	SACS	INTERNAL PRINTING	500	500	-	0.0%
11	10379	5450	SACS	MISC EXPENSE	-	50	(50)	-100.0%
	10379 Total				13,800	17,100	(3,300)	-19.3%
11	10390	5388	CONTINGENCY	CONTINGENT EXPEND	550,000	600,000	(50,000)	-8.3%
	10390 Total				550,000	600,000	(50,000)	-8.3%
11	20104	5226	VP STU SRV & ENR MGT	OFFICE SUPPLIES	200	200	-	0.0%
11	20104	5240	VP STU SRV & ENR MGT	GEN SUPPLIES	200	200	-	0.0%
11	20104	5301	VP STU SRV & ENR MGT	POSTAGE CHARGES	25	25	-	0.0%
11	20104	5308	VP STU SRV & ENR MGT	INTERNAL CATERING	2,000	2,000	-	0.0%
11	20104	5311	VP STU SRV & ENR MGT	DUES & MEMBERSHIPS	600	-	600	n/a
11	20104	5442	VP STU SRV & ENR MGT	INTERNAL PRINTING	100	100	-	0.0%
	20104 Total				3,125	2,525	600	23.8%
11	22100	5132	RECORDS OFFICE	CLASSIFIED-P/T	3,000	5,000	(2,000)	-40.0%
11	22100	5151	RECORDS OFFICE	NON-WORK STUDY	5,000	5,000	-	0.0%
11	22100	5226	RECORDS OFFICE	OFFICE SUPPLIES	1,800	2,700	(900)	-33.3%
11	22100	5240	RECORDS OFFICE	GEN SUPPLIES	1,000	1,100	(100)	-9.1%
11	22100	5301	RECORDS OFFICE	POSTAGE CHARGES	3,500	3,500	-	0.0%
11	22100	5311	RECORDS OFFICE	DUES & MEMBERSHIPS	220	220	-	0.0%
11	22100	5370	RECORDS OFFICE	TECHNOLOGY CONTRACTS	5,654	5,500	154	2.8%
11	22100	5383	RECORDS OFFICE	OPERATING LEASE	1,598	1,598	-	0.0%
11	22100	5407	RECORDS OFFICE	CONTRACT SERVICES	25,500	11,000	14,500	131.8%
11	22100	5411	RECORDS OFFICE	EXTERNAL PRINTING	1,500	2,500	(1,000)	-40.0%
11	22100	5442	RECORDS OFFICE	INTERNAL PRINTING	500	150	350	233.3%
	22100 Total				49,272	38,268	11,004	28.8%
11	22200	5308	ACHIEVING THE DREAM	INTERNAL CATERING	375	375	-	0.0%
11	22200	5311	ACHIEVING THE DREAM	DUES & MEMBERSHIPS	10,000	10,000	-	0.0%
11	22200	5349	ACHIEVING THE DREAM	OFF CAMPUS BUS EXP	125	125	-	0.0%
	22200 Total				10,500	10,500	-	0.0%

11	22302	5132	ENROLLMENT SERVICES	CLASSIFIED-P/T	25,000	25,000	-	0.0%
11	22302	5151	ENROLLMENT SERVICES	NON-WORK STUDY	10,000	10,000	-	0.0%
11	22302	5226	ENROLLMENT SERVICES	OFFICE SUPPLIES	3,000	3,000	-	0.0%
11	22302	5240	ENROLLMENT SERVICES	GEN SUPPLIES	4,000	5,000	(1,000)	-20.0%
11	22302	5301	ENROLLMENT SERVICES	POSTAGE CHARGES	2,500	4,000	(1,500)	-37.5%
11	22302	5308	ENROLLMENT SERVICES	INTERNAL CATERING	1,500	1,500	-	0.0%
11	22302	5311	ENROLLMENT SERVICES	DUES & MEMBERSHIPS	5,150	5,150	-	0.0%
11	22302	5370	ENROLLMENT SERVICES	TECHNOLOGY CONTRACTS	49,213	32,050	17,163	53.6%
11	22302	5383	ENROLLMENT SERVICES	OPERATING LEASE	2,030	2,268	(238)	-10.5%
11	22302	5411	ENROLLMENT SERVICES	EXTERNAL PRINTING	300	500	(200)	-40.0%
11	22302	5442	ENROLLMENT SERVICES	INTERNAL PRINTING	200	300	(100)	-33.3%
22302 Total					102,893	88,768	14,125	15.9%
11	22340	5151	STUDENT COMPLETION	NON-WORK STUDY	8,379	60,000	(51,621)	-86.0%
11	22340	5226	STUDENT COMPLETION	OFFICE SUPPLIES	500	2,700	(2,200)	-81.5%
11	22340	5233	STUDENT COMPLETION	EXCESS COPIER USAGE	100	500	(400)	-80.0%
11	22340	5240	STUDENT COMPLETION	GEN SUPPLIES	2,000	5,375	(3,375)	-62.8%
11	22340	5301	STUDENT COMPLETION	POSTAGE CHARGES	200	200	-	0.0%
11	22340	5308	STUDENT COMPLETION	INTERNAL CATERING	-	100	(100)	-100.0%
11	22340	5318	STUDENT COMPLETION	PUBLIC RELATIONS	6,800	800	6,000	750.0%
11	22340	5349	STUDENT COMPLETION	OFF CAMPUS BUS EXP	500	75	425	566.7%
11	22340	5383	STUDENT COMPLETION	OPERATING LEASE	3,033	5,328	(2,295)	-43.1%
11	22340	5411	STUDENT COMPLETION	EXTERNAL PRINTING	1,000	200	800	400.0%
11	22340	5442	STUDENT COMPLETION	INTERNAL PRINTING	400	400	-	0.0%
11	22340	5460	STUDENT COMPLETION	WELCOME WEEK EXPENSES	1,000	1,000	-	0.0%
11	22340	5514	STUDENT COMPLETION	CELLULAR ACCESS	-	400	(400)	-100.0%
22340 Total					23,912	77,078	(53,166)	-69.0%
11	22342	5225	SPECIAL POPULATION	INSTRUCT SUPPLY	220	200	20	10.0%
11	22342	5226	SPECIAL POPULATION	OFFICE SUPPLIES	200	200	-	0.0%
11	22342	5240	SPECIAL POPULATION	GEN SUPPLIES	295	150	145	96.7%
11	22342	5301	SPECIAL POPULATION	POSTAGE CHARGES	15	15	-	0.0%
11	22342	5308	SPECIAL POPULATION	INTERNAL CATERING	300	400	(100)	-25.0%
11	22342	5311	SPECIAL POPULATION	DUES & MEMBERSHIPS	500	771	(271)	-35.1%
11	22342	5349	SPECIAL POPULATION	OFF CAMPUS BUS EXP	100	100	-	0.0%
11	22342	5407	SPECIAL POPULATION	CONTRACT SERVICES	70,000	80,000	(10,000)	-12.5%
11	22342	5411	SPECIAL POPULATION	EXTERNAL PRINTING	50	-	50	n/a
11	22342	5442	SPECIAL POPULATION	INTERNAL PRINTING	100	375	(275)	-73.3%
22342 Total					71,780	82,211	(10,431)	-12.7%
11	22343	5226	CAREER & TRANSFER	OFFICE SUPPLIES	100	100	-	0.0%
11	22343	5240	CAREER & TRANSFER	GEN SUPPLIES	8,200	200	8,000	4000.0%
11	22343	5242	CAREER & TRANSFER	CAREER FAIR EXPENSES	5,000	5,000	-	0.0%
11	22343	5308	CAREER & TRANSFER	INTERNAL CATERING	2,000	2,000	-	0.0%
11	22343	5349	CAREER & TRANSFER	OFF CAMPUS BUS EXP	150	150	-	0.0%
11	22343	5370	CAREER & TRANSFER	TECHNOLOGY CONTRACTS	5,214	5,123	91	1.8%
11	22343	5442	CAREER & TRANSFER	INTERNAL PRINTING	500	500	-	0.0%
22343 Total					21,164	13,073	8,091	61.9%
11	22346	5226	VETERAN AFFAIRS	OFFICE SUPPLIES	450	500	(50)	-10.0%
11	22346	5240	VETERAN AFFAIRS	GEN SUPPLIES	270	290	(20)	-6.9%
11	22346	5301	VETERAN AFFAIRS	POSTAGE CHARGES	35	40	(5)	-12.5%
11	22346	5308	VETERAN AFFAIRS	INTERNAL CATERING	525	600	(75)	-12.5%
11	22346	5349	VETERAN AFFAIRS	OFF CAMPUS BUS EXP	90	95	(5)	-5.3%
11	22346	5442	VETERAN AFFAIRS	INTERNAL PRINTING	55	60	(5)	-8.3%
22346 Total					1,425	1,585	(160)	-10.1%
11	22350	5132	TESTING	CLASSIFIED-P/T	20,000	18,745	1,255	6.7%
11	22350	5151	TESTING	NON-WORK STUDY	-	1,255	(1,255)	-100.0%
11	22350	5226	TESTING	OFFICE SUPPLIES	1,358	1,253	105	8.4%
11	22350	5233	TESTING	EXCESS COPIER USAGE	212	213	(1)	-0.5%
11	22350	5240	TESTING	GEN SUPPLIES	20,000	24,763	(4,763)	-19.2%
11	22350	5301	TESTING	POSTAGE CHARGES	156	173	(17)	-9.8%
11	22350	5349	TESTING	OFF CAMPUS BUS EXP	204	227	(23)	-10.1%
11	22350	5383	TESTING	OPERATING LEASE	1,598	1,598	-	0.0%
11	22350	5436	TESTING	CUSTODIAL-SPECIAL CLEANING FEE	90	100	(10)	-10.0%
11	22350	5442	TESTING	INTERNAL PRINTING	180	200	(20)	-10.0%
22350 Total					43,798	48,527	(4,729)	-9.7%
11	22400	5151	FINANCIAL AID	NON-WORK STUDY	2,000	4,000	(2,000)	-50.0%
11	22400	5223	FINANCIAL AID	SOFTWARE & COMPUTER SUPPLIES	1,000	-	1,000	n/a
11	22400	5226	FINANCIAL AID	OFFICE SUPPLIES	1,689	1,689	-	0.0%
11	22400	5240	FINANCIAL AID	GEN SUPPLIES	500	1,500	(1,000)	-66.7%
11	22400	5301	FINANCIAL AID	POSTAGE CHARGES	600	1,000	(400)	-40.0%
11	22400	5311	FINANCIAL AID	DUES & MEMBERSHIPS	3,360	3,360	-	0.0%
11	22400	5349	FINANCIAL AID	OFF CAMPUS BUS EXP	500	450	50	11.1%
11	22400	5370	FINANCIAL AID	TECHNOLOGY CONTRACTS	6,625	-	6,625	n/a
11	22400	5383	FINANCIAL AID	OPERATING LEASE	1,925	1,787	138	7.7%
11	22400	5407	FINANCIAL AID	CONTRACT SERVICES	12,000	-	12,000	n/a
11	22400	5411	FINANCIAL AID	EXTERNAL PRINTING	50	50	-	0.0%
11	22400	5442	FINANCIAL AID	INTERNAL PRINTING	300	300	-	0.0%
22400 Total					30,549	14,136	16,413	116.1%
11	22450	5226	STUDENT ACCOUNTS	OFFICE SUPPLIES	1,170	1,300	(130)	-10.0%
11	22450	5301	STUDENT ACCOUNTS	POSTAGE CHARGES	900	1,000	(100)	-10.0%
11	22450	5370	STUDENT ACCOUNTS	TECHNOLOGY CONTRACTS	56,925	44,114	12,811	29.0%
11	22450	5429	STUDENT ACCOUNTS	BANK FINANCE CHARGES	100	100	-	0.0%
11	22450	5430	STUDENT ACCOUNTS	ACH PROCESSING FEE	3,600	1,000	2,600	260.0%
11	22450	5434	STUDENT ACCOUNTS	CREDIT CARD MERCH FEES	100,800	112,000	(11,200)	-10.0%
11	22450	5435	STUDENT ACCOUNTS	COLLECTION SERVICE FEE	10,700	15,000	(4,300)	-28.7%

11	22450	5442	STUDENT ACCOUNTS	INTERNAL PRINTING	300	350	(50)	-14.3%
	22450 Total				174,495	174,864	(369)	-0.2%
11	22500	5226	HOUSING/JUD AFFAIRS	OFFICE SUPPLIES	1,030	1,000	30	3.0%
11	22500	5233	HOUSING/JUD AFFAIRS	EXCESS COPIER USAGE	100	114	(14)	-12.3%
11	22500	5240	HOUSING/JUD AFFAIRS	GEN SUPPLIES	3,971	4,000	(29)	-0.7%
11	22500	5301	HOUSING/JUD AFFAIRS	POSTAGE CHARGES	175	200	(25)	-12.5%
11	22500	5308	HOUSING/JUD AFFAIRS	INTERNAL CATERING	300	400	(100)	-25.0%
11	22500	5311	HOUSING/JUD AFFAIRS	DUES & MEMBERSHIPS	250	250	-	0.0%
11	22500	5331	HOUSING/JUD AFFAIRS	STUDENT TRAVEL	2,375	2,375	-	0.0%
11	22500	5370	HOUSING/JUD AFFAIRS	TECHNOLOGY CONTRACTS	8,900	8,900	-	0.0%
11	22500	5383	HOUSING/JUD AFFAIRS	OPERATING LEASE	1,825	1,825	-	0.0%
11	22500	5411	HOUSING/JUD AFFAIRS	EXTERNAL PRINTING	60	100	(40)	-40.0%
11	22500	5442	HOUSING/JUD AFFAIRS	INTERNAL PRINTING	100	150	(50)	-33.3%
11	22500	5514	HOUSING/JUD AFFAIRS	CELLULAR ACCESS	-	700	(700)	-100.0%
	22500 Total				19,086	20,014	(928)	-4.6%
11	22601	5151	STUDENT LIFE	NON-WORK STUDY	10,000	10,000	-	0.0%
11	22601	5240	STUDENT LIFE	GEN SUPPLIES	4,500	5,705	(1,205)	-21.1%
11	22601	5311	STUDENT LIFE	DUES & MEMBERSHIPS	3,500	4,269	(769)	-18.0%
11	22601	5322	STUDENT LIFE	TRAVEL-OUTSIDE SERVICE AREA	12,000	-	12,000	n/a
11	22601	5342	STUDENT LIFE	SPECIAL EVENTS	5,500	6,000	(500)	-8.3%
11	22601	5349	STUDENT LIFE	OFF CAMPUS BUS EXP	100	250	(150)	-60.0%
	22601 Total				35,600	26,224	9,376	35.8%
11	22607	5240	PHI THETA KAPPA	GEN SUPPLIES	1,000	1,500	(500)	-33.3%
11	22607	5301	PHI THETA KAPPA	POSTAGE CHARGES	-	20	(20)	-100.0%
11	22607	5308	PHI THETA KAPPA	INTERNAL CATERING	-	300	(300)	-100.0%
11	22607	5311	PHI THETA KAPPA	DUES & MEMBERSHIPS	20,000	-	20,000	n/a
11	22607	5331	PHI THETA KAPPA	STUDENT TRAVEL	15,000	18,500	(3,500)	-18.9%
11	22607	5442	PHI THETA KAPPA	INTERNAL PRINTING	-	260	(260)	-100.0%
	22607 Total				36,000	20,580	15,420	74.9%
11	22614	5314	STUDENT RECOGNITION	STUDENT RECOGNITION CER EXP	5,400	6,000	(600)	-10.0%
	22614 Total				5,400	6,000	(600)	-10.0%
11	30300	5132	BIOLOGY	CLASSIFIED-P/T	5,000	6,000	(1,000)	-16.7%
11	30300	5151	BIOLOGY	NON-WORK STUDY	5,520	5,520	-	0.0%
11	30300	5225	BIOLOGY	INSTRUCT SUPPLY	5,100	6,000	(900)	-15.0%
11	30300	5226	BIOLOGY	OFFICE SUPPLIES	900	844	56	6.6%
11	30300	5233	BIOLOGY	EXCESS COPIER USAGE	240	60	180	300.0%
11	30300	5240	BIOLOGY	GEN SUPPLIES	90	100	(10)	-10.0%
11	30300	5301	BIOLOGY	POSTAGE CHARGES	-	20	(20)	-100.0%
11	30300	5331	BIOLOGY	STUDENT TRAVEL	2,300	3,000	(700)	-23.3%
11	30300	5362	BIOLOGY	EQUIP REPAIRS	1,600	1,600	-	0.0%
11	30300	5383	BIOLOGY	OPERATING LEASE	1,157	1,072	85	7.9%
11	30300	5415	BIOLOGY	CONTRACTED INSTRUCTION	6,660	6,660	-	0.0%
11	30300	5442	BIOLOGY	INTERNAL PRINTING	180	200	(20)	-10.0%
	30300 Total				28,747	31,076	(2,329)	-7.5%
11	30310	5132	ANATOMY AND PHYSIOLOGY	CLASSIFIED-P/T	5,500	-	5,500	n/a
11	30310	5151	ANATOMY AND PHYSIOLOGY	NON-WORK STUDY	5,000	-	5,000	n/a
11	30310	5225	ANATOMY AND PHYSIOLOGY	INSTRUCT SUPPLY	2,200	3,100	(900)	-29.0%
11	30310	5226	ANATOMY AND PHYSIOLOGY	OFFICE SUPPLIES	700	720	(20)	-2.8%
11	30310	5240	ANATOMY AND PHYSIOLOGY	GEN SUPPLIES	100	150	(50)	-33.3%
11	30310	5301	ANATOMY AND PHYSIOLOGY	POSTAGE CHARGES	10	30	(20)	-66.7%
11	30310	5311	ANATOMY AND PHYSIOLOGY	DUES & MEMBERSHIPS	300	300	-	0.0%
11	30310	5415	ANATOMY AND PHYSIOLOGY	CONTRACTED INSTRUCTION	1,350	1,170	180	15.4%
11	30310	5442	ANATOMY AND PHYSIOLOGY	INTERNAL PRINTING	125	100	25	25.0%
	30310 Total				15,285	5,570	9,715	174.4%
11	30501	5225	COMMUNICATION	INSTRUCT SUPPLY	750	1,000	(250)	-25.0%
11	30501	5226	COMMUNICATION	OFFICE SUPPLIES	1,500	200	1,300	650.0%
11	30501	5240	COMMUNICATION	GEN SUPPLIES	200	200	-	0.0%
11	30501	5301	COMMUNICATION	POSTAGE CHARGES	15	15	-	0.0%
11	30501	5308	COMMUNICATION	INTERNAL CATERING	500	436	64	14.7%
11	30501	5331	COMMUNICATION	STUDENT TRAVEL	-	1,000	(1,000)	-100.0%
11	30501	5349	COMMUNICATION	OFF CAMPUS BUS EXP	250	944	(694)	-73.5%
11	30501	5415	COMMUNICATION	CONTRACTED INSTRUCTION	54	54	-	0.0%
11	30501	5442	COMMUNICATION	INTERNAL PRINTING	200	539	(339)	-62.9%
	30501 Total				3,469	4,388	(919)	-20.9%
11	30700	5225	KINESIOLOGY	INSTRUCT SUPPLY	2,000	2,000	-	0.0%
11	30700	5226	KINESIOLOGY	OFFICE SUPPLIES	650	1,000	(350)	-35.0%
11	30700	5240	KINESIOLOGY	GEN SUPPLIES	200	550	(350)	-63.6%
11	30700	5415	KINESIOLOGY	CONTRACTED INSTRUCTION	378	-	378	n/a
11	30700	5442	KINESIOLOGY	INTERNAL PRINTING	10	50	(40)	-80.0%
	30700 Total				3,238	3,600	(362)	-10.1%
11	30710	5225	SPORTS MEDICINE	INSTRUCT SUPPLY	2,000	-	2,000	n/a
11	30710	5226	SPORTS MEDICINE	OFFICE SUPPLIES	650	-	650	n/a
11	30710	5240	SPORTS MEDICINE	GEN SUPPLIES	200	-	200	n/a
11	30710	5442	SPORTS MEDICINE	INTERNAL PRINTING	500	-	500	n/a
	30710 Total				3,350	-	3,350	#DIV/0!
11	30900	5225	ART	INSTRUCT SUPPLY	7,000	7,000	-	0.0%
11	30900	5226	ART	OFFICE SUPPLIES	577	595	(18)	-3.0%
11	30900	5301	ART	POSTAGE CHARGES	90	100	(10)	-10.0%
11	30900	5308	ART	INTERNAL CATERING	500	1,000	(500)	-50.0%
11	30900	5311	ART	DUES & MEMBERSHIPS	185	185	-	0.0%
11	30900	5407	ART	CONTRACT SERVICES	1,350	1,500	(150)	-10.0%
11	30900	5415	ART	CONTRACTED INSTRUCTION	270	270	-	0.0%
11	30900	5442	ART	INTERNAL PRINTING	90	200	(110)	-55.0%

	30900 Total				10,062	10,850	(788)	-7.3%
11	30901	5132	THEATER	CLASSIFIED-P/T	2,700	3,686	(986)	-26.7%
11	30901	5226	THEATER	OFFICE SUPPLIES	87	96	(9)	-9.4%
11	30901	5240	THEATER	GEN SUPPLIES	10,000	11,000	(1,000)	-9.1%
11	30901	5301	THEATER	POSTAGE CHARGES	10	10	-	0.0%
11	30901	5407	THEATER	CONTRACT SERVICES	3,700	3,504	196	5.6%
11	30901	5442	THEATER	INTERNAL PRINTING	130	147	(17)	-11.6%
	30901 Total				16,627	18,443	(1,816)	-9.8%
11	30902	5132	MUSIC	CLASSIFIED-P/T	7,340	7,341	(1)	0.0%
11	30902	5225	MUSIC	INSTRUCT SUPPLY	-	200	(200)	-100.0%
11	30902	5226	MUSIC	OFFICE SUPPLIES	675	650	25	3.8%
11	30902	5233	MUSIC	EXCESS COPIER USAGE	50	273	(223)	-81.7%
11	30902	5240	MUSIC	GEN SUPPLIES	360	400	(40)	-10.0%
11	30902	5301	MUSIC	POSTAGE CHARGES	-	10	(10)	-100.0%
11	30902	5311	MUSIC	DUES & MEMBERSHIPS	2,300	2,333	(33)	-1.4%
11	30902	5349	MUSIC	OFF CAMPUS BUS EXP	-	27	(27)	-100.0%
11	30902	5362	MUSIC	EQUIP REPAIRS	6,200	7,500	(1,300)	-17.3%
11	30902	5383	MUSIC	OPERATING LEASE	2,065	2,065	-	0.0%
11	30902	5415	MUSIC	CONTRACTED INSTRUCTION	740	740	-	0.0%
11	30902	5442	MUSIC	INTERNAL PRINTING	-	371	(371)	-100.0%
	30902 Total				19,730	21,910	(2,180)	-9.9%
11	30903	5225	INSTRUMENTAL MUSIC	INSTRUCT SUPPLY	1,000	2,083	(1,083)	-52.0%
11	30903	5240	INSTRUMENTAL MUSIC	GEN SUPPLIES	90	100	(10)	-10.0%
11	30903	5308	INSTRUMENTAL MUSIC	INTERNAL CATERING	500	500	-	0.0%
11	30903	5331	INSTRUMENTAL MUSIC	STUDENT TRAVEL	2,000	3,000	(1,000)	-33.3%
11	30903	5362	INSTRUMENTAL MUSIC	EQUIP REPAIRS	300	300	-	0.0%
11	30903	5407	INSTRUMENTAL MUSIC	CONTRACT SERVICES	6,850	7,000	(150)	-2.1%
11	30903	5442	INSTRUMENTAL MUSIC	INTERNAL PRINTING	155	-	155	n/a
	30903 Total				10,895	12,983	(2,088)	-16.1%
11	30904	5225	VOCAL MUSIC	INSTRUCT SUPPLY	1,512	1,200	312	26.0%
11	30904	5262	VOCAL MUSIC	UNIFORMS	-	547	(547)	-100.0%
11	30904	5331	VOCAL MUSIC	STUDENT TRAVEL	2,700	3,000	(300)	-10.0%
11	30904	5349	VOCAL MUSIC	OFF CAMPUS BUS EXP	50	50	-	0.0%
11	30904	5362	VOCAL MUSIC	EQUIP REPAIRS	125	125	-	0.0%
11	30904	5407	VOCAL MUSIC	CONTRACT SERVICES	5,000	6,048	(1,048)	-17.3%
	30904 Total				9,387	10,970	(1,583)	-14.4%
11	31000	5415	FOREIGN LANGUAGE	CONTRACTED INSTRUCTION	-	2,376	(2,376)	-100.0%
	31000 Total				-	2,376	(2,376)	-100.0%
11	31300	5225	LANGUAGE & WORLD CULTURES	INSTRUCT SUPPLY	500	2,500	(2,000)	-80.0%
11	31300	5226	LANGUAGE & WORLD CULTURES	OFFICE SUPPLIES	1,000	500	500	100.0%
11	31300	5240	LANGUAGE & WORLD CULTURES	GEN SUPPLIES	250	1,500	(1,250)	-83.3%
11	31300	5301	LANGUAGE & WORLD CULTURES	POSTAGE CHARGES	10	10	-	0.0%
11	31300	5349	LANGUAGE & WORLD CULTURES	OFF CAMPUS BUS EXP	40	40	-	0.0%
11	31300	5383	LANGUAGE & WORLD CULTURES	OPERATING LEASE	4,122	2,715	1,407	51.8%
11	31300	5415	LANGUAGE & WORLD CULTURES	CONTRACTED INSTRUCTION	11,274	10,476	798	7.6%
11	31300	5442	LANGUAGE & WORLD CULTURES	INTERNAL PRINTING	450	450	-	0.0%
	31300 Total				17,646	18,191	(545)	-3.0%
11	31302	5151	EDUCATION	NON-WORK STUDY	1,000	1,400	(400)	-28.6%
11	31302	5225	EDUCATION	INSTRUCT SUPPLY	400	422	(22)	-5.2%
11	31302	5226	EDUCATION	OFFICE SUPPLIES	350	378	(28)	-7.4%
11	31302	5227	EDUCATION	COPIER SUPPLIES	100	100	-	0.0%
11	31302	5240	EDUCATION	GEN SUPPLIES	100	200	(100)	-50.0%
11	31302	5308	EDUCATION	INTERNAL CATERING	300	300	-	0.0%
11	31302	5318	EDUCATION	PUBLIC RELATIONS	500	100	400	400.0%
11	31302	5383	EDUCATION	OPERATING LEASE	-	1,407	(1,407)	-100.0%
11	31302	5411	EDUCATION	EXTERNAL PRINTING	250	400	(150)	-37.5%
11	31302	5415	EDUCATION	CONTRACTED INSTRUCTION	378	-	378	n/a
11	31302	5442	EDUCATION	INTERNAL PRINTING	200	275	(75)	-27.3%
	31302 Total				3,578	4,982	(1,404)	-28.2%
11	31306	5225	INRW TRANSITIONAL LEARNING	INSTRUCT SUPPLY	-	600	(600)	-100.0%
11	31306	5226	INRW TRANSITIONAL LEARNING	OFFICE SUPPLIES	-	300	(300)	-100.0%
11	31306	5442	INRW TRANSITIONAL LEARNING	INTERNAL PRINTING	-	300	(300)	-100.0%
	31306 Total				-	1,200	(1,200)	-100.0%
11	31500	5225	MATH	INSTRUCT SUPPLY	1,200	1,600	(400)	-25.0%
11	31500	5226	MATH	OFFICE SUPPLIES	900	800	100	12.5%
11	31500	5233	MATH	EXCESS COPIER USAGE	300	400	(100)	-25.0%
11	31500	5240	MATH	GEN SUPPLIES	30	-	30	n/a
11	31500	5311	MATH	DUES & MEMBERSHIPS	510	-	510	n/a
11	31500	5349	MATH	OFF CAMPUS BUS EXP	80	500	(420)	-84.0%
11	31500	5370	MATH	TECHNOLOGY CONTRACTS	2,000	2,000	-	0.0%
11	31500	5383	MATH	OPERATING LEASE	2,529	2,261	268	11.9%
11	31500	5415	MATH	CONTRACTED INSTRUCTION	3,500	3,500	-	0.0%
11	31500	5442	MATH	INTERNAL PRINTING	400	500	(100)	-20.0%
	31500 Total				11,449	11,561	(112)	-1.0%
11	31501	5225	DEVEL MATH TRANSITIONAL LEARNI	INSTRUCT SUPPLY	600	600	-	0.0%
11	31501	5226	DEVEL MATH TRANSITIONAL LEARNI	OFFICE SUPPLIES	210	300	(90)	-30.0%
	31501 Total				810	900	(90)	-10.0%
11	31510	5225	ENGINEERING	INSTRUCT SUPPLY	175	175	-	0.0%
11	31510	5226	ENGINEERING	OFFICE SUPPLIES	334	334	-	0.0%
11	31510	5233	ENGINEERING	EXCESS COPIER USAGE	150	150	-	0.0%
11	31510	5308	ENGINEERING	INTERNAL CATERING	37	161	(124)	-77.0%
11	31510	5311	ENGINEERING	DUES & MEMBERSHIPS	220	220	-	0.0%
11	31510	5442	ENGINEERING	INTERNAL PRINTING	200	200	-	0.0%

					1,116	1,240	(124)	-10.0%
11	31600	5132	CHEMISTRY	CLASSIFIED-P/T	-	3,100	(3,100)	-100.0%
11	31600	5225	CHEMISTRY	INSTRUCT SUPPLY	4,500	4,500	-	0.0%
11	31600	5226	CHEMISTRY	OFFICE SUPPLIES	593	415	178	42.9%
11	31600	5227	CHEMISTRY	COPIER SUPPLIES	-	300	(300)	-100.0%
11	31600	5362	CHEMISTRY	EQUIP REPAIRS	-	1,000	(1,000)	-100.0%
11	31600	5383	CHEMISTRY	OPERATING LEASE	1,598	1,598	-	0.0%
	31600 Total				6,691	10,913	(4,222)	-38.7%
11	31601	5225	GEOLOGY	INSTRUCT SUPPLY	3,834	5,000	(1,166)	-23.3%
11	31601	5226	GEOLOGY	OFFICE SUPPLIES	75	75	-	0.0%
11	31601	5331	GEOLOGY	STUDENT TRAVEL	1,050	1,400	(350)	-25.0%
11	31601	5442	GEOLOGY	INTERNAL PRINTING	100	300	(200)	-66.7%
	31601 Total				5,059	6,775	(1,716)	-25.3%
11	31602	5225	PHYSICS	INSTRUCT SUPPLY	2,800	2,800	-	0.0%
11	31602	5226	PHYSICS	OFFICE SUPPLIES	500	500	-	0.0%
11	31602	5349	PHYSICS	OFF CAMPUS BUS EXP	85	500	(415)	-83.0%
11	31602	5442	PHYSICS	INTERNAL PRINTING	350	350	-	0.0%
	31602 Total				3,735	4,150	(415)	-10.0%
11	31700	5225	PSYCH/SOCIOLOGY	INSTRUCT SUPPLY	1,400	1,473	(73)	-5.0%
11	31700	5226	PSYCH/SOCIOLOGY	OFFICE SUPPLIES	500	500	-	0.0%
11	31700	5240	PSYCH/SOCIOLOGY	GEN SUPPLIES	1,300	1,324	(24)	-1.8%
11	31700	5349	PSYCH/SOCIOLOGY	OFF CAMPUS BUS EXP	350	702	(352)	-50.1%
11	31700	5442	PSYCH/SOCIOLOGY	INTERNAL PRINTING	350	385	(35)	-9.1%
	31700 Total				3,900	4,384	(484)	-11.0%
11	31900	5225	SOCIAL SCIENCE	INSTRUCT SUPPLY	1,000	1,595	(595)	-37.3%
11	31900	5233	SOCIAL SCIENCE	EXCESS COPIER USAGE	539	-	539	n/a
11	31900	5383	SOCIAL SCIENCE	OPERATING LEASE	1,598	1,598	-	0.0%
11	31900	5415	SOCIAL SCIENCE	CONTRACTED INSTRUCTION	3,457	3,457	-	0.0%
11	31900	5442	SOCIAL SCIENCE	INTERNAL PRINTING	800	1,000	(200)	-20.0%
	31900 Total				7,394	7,650	(256)	-3.3%
11	33100	5225	AGRICULTURAL SCIENCE	INSTRUCT SUPPLY	400	400	-	0.0%
11	33100	5331	AGRICULTURAL SCIENCE	STUDENT TRAVEL	2,700	3,050	(350)	-11.5%
11	33100	5415	AGRICULTURAL SCIENCE	CONTRACTED INSTRUCTION	90	54	36	66.7%
	33100 Total				3,190	3,504	(314)	-9.0%
11	33210	5225	CULINARY ARTS	INSTRUCT SUPPLY	100,000	108,364	(8,364)	-7.7%
11	33210	5226	CULINARY ARTS	OFFICE SUPPLIES	800	900	(100)	-11.1%
11	33210	5240	CULINARY ARTS	GEN SUPPLIES	900	1,818	(918)	-50.5%
11	33210	5311	CULINARY ARTS	DUES & MEMBERSHIPS	800	800	-	0.0%
11	33210	5362	CULINARY ARTS	EQUIP REPAIRS	3,000	3,477	(477)	-13.7%
11	33210	5371	CULINARY ARTS	EQUIP MAINT AGREEMENT	5,506	5,506	-	0.0%
11	33210	5407	CULINARY ARTS	CONTRACT SERVICES	5,000	4,762	238	5.0%
11	33210	5417	CULINARY ARTS	INSPECTIONS, LICENSE, REG FEES	500	2,820	(2,320)	-82.3%
11	33210	5442	CULINARY ARTS	INTERNAL PRINTING	-	100	(100)	-100.0%
	33210 Total				116,506	128,547	(12,041)	-9.4%
11	33410	5151	BUSINESS PROFESSIONS	NON-WORK STUDY	-	3,800	(3,800)	-100.0%
11	33410	5225	BUSINESS PROFESSIONS	INSTRUCT SUPPLY	3,600	3,600	-	0.0%
11	33410	5226	BUSINESS PROFESSIONS	OFFICE SUPPLIES	1,700	1,700	-	0.0%
11	33410	5240	BUSINESS PROFESSIONS	GEN SUPPLIES	200	200	-	0.0%
11	33410	5301	BUSINESS PROFESSIONS	POSTAGE CHARGES	90	90	-	0.0%
11	33410	5311	BUSINESS PROFESSIONS	DUES & MEMBERSHIPS	500	-	500	n/a
11	33410	5362	BUSINESS PROFESSIONS	EQUIP REPAIRS	100	100	-	0.0%
11	33410	5442	BUSINESS PROFESSIONS	INTERNAL PRINTING	750	750	-	0.0%
	33410 Total				6,940	10,240	(3,300)	-32.2%
11	33420	5151	COMP & INFO SCIENCE	NON-WORK STUDY	3,600	5,000	(1,400)	-28.0%
11	33420	5225	COMP & INFO SCIENCE	INSTRUCT SUPPLY	1,000	1,000	-	0.0%
11	33420	5226	COMP & INFO SCIENCE	OFFICE SUPPLIES	300	450	(150)	-33.3%
11	33420	5240	COMP & INFO SCIENCE	GEN SUPPLIES	7,500	7,500	-	0.0%
11	33420	5370	COMP & INFO SCIENCE	TECHNOLOGY CONTRACTS	750	600	150	25.0%
11	33420	5442	COMP & INFO SCIENCE	INTERNAL PRINTING	150	150	-	0.0%
	33420 Total				13,300	14,700	(1,400)	-9.5%
11	33500	5225	WELDING	INSTRUCT SUPPLY	49,000	53,000	(4,000)	-7.5%
11	33500	5226	WELDING	OFFICE SUPPLIES	500	500	-	0.0%
11	33500	5233	WELDING	EXCESS COPIER USAGE	102	-	102	n/a
11	33500	5240	WELDING	GEN SUPPLIES	218	300	(82)	-27.3%
11	33500	5301	WELDING	POSTAGE CHARGES	49	8	41	512.5%
11	33500	5311	WELDING	DUES & MEMBERSHIPS	100	100	-	0.0%
11	33500	5349	WELDING	OFF CAMPUS BUS EXP	600	600	-	0.0%
11	33500	5362	WELDING	EQUIP REPAIRS	4,840	500	4,340	868.0%
11	33500	5370	WELDING	TECHNOLOGY CONTRACTS	-	6,682	(6,682)	-100.0%
11	33500	5383	WELDING	OPERATING LEASE	2,154	2,154	-	0.0%
11	33500	5415	WELDING	CONTRACTED INSTRUCTION	1,782	1,176	606	51.5%
11	33500	5442	WELDING	INTERNAL PRINTING	75	75	-	0.0%
	33500 Total				59,420	65,095	(5,675)	-8.7%
11	33510	5225	AUTO & DIESEL TECH	INSTRUCT SUPPLY	800	1,000	(200)	-20.0%
11	33510	5226	AUTO & DIESEL TECH	OFFICE SUPPLIES	400	450	(50)	-11.1%
11	33510	5240	AUTO & DIESEL TECH	GEN SUPPLIES	4,700	1,500	3,200	213.3%
11	33510	5262	AUTO & DIESEL TECH	UNIFORMS	2,000	1,500	500	33.3%
11	33510	5311	AUTO & DIESEL TECH	DUES & MEMBERSHIPS	1,200	4,400	(3,200)	-72.7%
11	33510	5340	AUTO & DIESEL TECH	INSURANCE	2,750	-	2,750	n/a
11	33510	5349	AUTO & DIESEL TECH	OFF CAMPUS BUS EXP	1,500	-	1,500	n/a
11	33510	5351	AUTO & DIESEL TECH	EQUIPMENT RENTAL	7,555	7,555	-	0.0%
11	33510	5362	AUTO & DIESEL TECH	EQUIP REPAIRS	2,500	2,500	-	0.0%
11	33510	5370	AUTO & DIESEL TECH	TECHNOLOGY CONTRACTS	4,876	4,676	200	4.3%

11	33510	5383	AUTO & DIESEL TECH	OPERATING LEASE	1,157	1,072	85	7.9%
11	33510	5436	AUTO & DIESEL TECH	CUSTODIAL-SPECIAL CLEANING FEE	1,800	1,800	-	0.0%
11	33510	5442	AUTO & DIESEL TECH	INTERNAL PRINTING	30	10	20	200.0%
	33510 Total				31,268	26,463	4,805	18.2%
11	33530	5132	COSMETOLOGY	CLASSIFIED-P/T	15,000	15,000	-	0.0%
11	33530	5225	COSMETOLOGY	INSTRUCT SUPPLY	14,000	17,325	(3,325)	-19.2%
11	33530	5226	COSMETOLOGY	OFFICE SUPPLIES	200	207	(7)	-3.4%
11	33530	5233	COSMETOLOGY	EXCESS COPIER USAGE	100	127	(27)	-21.3%
11	33530	5240	COSMETOLOGY	GEN SUPPLIES	2,000	2,257	(257)	-11.4%
11	33530	5301	COSMETOLOGY	POSTAGE CHARGES	-	15	(15)	-100.0%
11	33530	5311	COSMETOLOGY	DUES & MEMBERSHIPS	200	200	-	0.0%
11	33530	5331	COSMETOLOGY	STUDENT TRAVEL	2,300	2,300	-	0.0%
11	33530	5383	COSMETOLOGY	OPERATING LEASE	1,157	1,368	(211)	-15.4%
11	33530	5442	COSMETOLOGY	INTERNAL PRINTING	-	153	(153)	-100.0%
	33530 Total				34,957	38,952	(3,995)	-10.3%
11	33540	5225	FIRE TECH	INSTRUCT SUPPLY	2,000	3,589	(1,589)	-44.3%
11	33540	5226	FIRE TECH	OFFICE SUPPLIES	471	471	-	0.0%
11	33540	5240	FIRE TECH	GEN SUPPLIES	2,500	3,229	(729)	-22.6%
11	33540	5241	FIRE TECH	OIL AND GAS	1,000	1,000	-	0.0%
11	33540	5262	FIRE TECH	UNIFORMS	500	500	-	0.0%
11	33540	5265	FIRE TECH	BUNKER GEAR	10,500	10,911	(411)	-3.8%
11	33540	5301	FIRE TECH	POSTAGE CHARGES	20	20	-	0.0%
11	33540	5362	FIRE TECH	EQUIP REPAIRS	7,300	8,000	(700)	-8.8%
11	33540	5383	FIRE TECH	OPERATING LEASE	1,690	2,256	(566)	-25.1%
11	33540	5407	FIRE TECH	CONTRACT SERVICES	8,000	8,000	-	0.0%
11	33540	5424	FIRE TECH	ADV-OTHER	389	500	(111)	-22.2%
	33540 Total				34,370	38,476	(4,106)	-10.7%
11	33550	5225	CRIMINAL JUSTICE	INSTRUCT SUPPLY	1,775	2,137	(362)	-16.9%
11	33550	5226	CRIMINAL JUSTICE	OFFICE SUPPLIES	657	600	57	9.5%
11	33550	5233	CRIMINAL JUSTICE	EXCESS COPIER USAGE	141	141	-	0.0%
11	33550	5240	CRIMINAL JUSTICE	GEN SUPPLIES	50	50	-	0.0%
11	33550	5383	CRIMINAL JUSTICE	OPERATING LEASE	4,201	2,656	1,545	58.2%
11	33550	5411	CRIMINAL JUSTICE	EXTERNAL PRINTING	68	68	-	0.0%
11	33550	5442	CRIMINAL JUSTICE	INTERNAL PRINTING	101	101	-	0.0%
	33550 Total				6,993	5,753	1,240	21.6%
11	33560	5225	PRECISION MFG TECH	INSTRUCT SUPPLY	7,000	8,000	(1,000)	-12.5%
11	33560	5226	PRECISION MFG TECH	OFFICE SUPPLIES	200	200	-	0.0%
11	33560	5362	PRECISION MFG TECH	EQUIP REPAIRS	1,700	1,700	-	0.0%
	33560 Total				8,900	9,900	(1,000)	-10.1%
11	33580	5132	PHOTOGRAPHY	CLASSIFIED-P/T	478	478	-	0.0%
11	33580	5151	PHOTOGRAPHY	NON-WORK STUDY	4,000	4,700	(700)	-14.9%
11	33580	5225	PHOTOGRAPHY	INSTRUCT SUPPLY	6,500	6,900	(400)	-5.8%
11	33580	5240	PHOTOGRAPHY	GEN SUPPLIES	3,000	3,800	(800)	-21.1%
11	33580	5301	PHOTOGRAPHY	POSTAGE CHARGES	24	24	-	0.0%
11	33580	5311	PHOTOGRAPHY	DUES & MEMBERSHIPS	500	500	-	0.0%
11	33580	5331	PHOTOGRAPHY	STUDENT TRAVEL	2,530	2,530	-	0.0%
11	33580	5362	PHOTOGRAPHY	EQUIP REPAIRS	617	617	-	0.0%
11	33580	5407	PHOTOGRAPHY	CONTRACT SERVICES	650	750	(100)	-13.3%
	33580 Total				18,299	20,299	(2,000)	-9.9%
11	33595	5225	OCCUP SAFETY & ENV TECH	INSTRUCT SUPPLY	500	550	(50)	-9.1%
11	33595	5226	OCCUP SAFETY & ENV TECH	OFFICE SUPPLIES	700	820	(120)	-14.6%
11	33595	5240	OCCUP SAFETY & ENV TECH	GEN SUPPLIES	400	485	(85)	-17.5%
11	33595	5301	OCCUP SAFETY & ENV TECH	POSTAGE CHARGES	-	35	(35)	-100.0%
11	33595	5311	OCCUP SAFETY & ENV TECH	DUES & MEMBERSHIPS	285	285	-	0.0%
11	33595	5442	OCCUP SAFETY & ENV TECH	INTERNAL PRINTING	100	75	25	33.3%
	33595 Total				1,985	2,250	(265)	-11.8%
11	33610	5225	ASSOC DEGREE NURSING	INSTRUCT SUPPLY	13,800	13,000	800	6.2%
11	33610	5226	ASSOC DEGREE NURSING	OFFICE SUPPLIES	1,900	1,000	900	90.0%
11	33610	5233	ASSOC DEGREE NURSING	EXCESS COPIER USAGE	148	48	100	208.3%
11	33610	5301	ASSOC DEGREE NURSING	POSTAGE CHARGES	50	50	-	0.0%
11	33610	5308	ASSOC DEGREE NURSING	INTERNAL CATERING	800	800	-	0.0%
11	33610	5311	ASSOC DEGREE NURSING	DUES & MEMBERSHIPS	3,000	2,459	541	22.0%
11	33610	5312	ASSOC DEGREE NURSING	GRADUATION EXPENSE	600	600	-	0.0%
11	33610	5349	ASSOC DEGREE NURSING	OFF CAMPUS BUS EXP	2,500	2,500	-	0.0%
11	33610	5362	ASSOC DEGREE NURSING	EQUIP REPAIRS	500	500	-	0.0%
11	33610	5370	ASSOC DEGREE NURSING	TECHNOLOGY CONTRACTS	7,000	-	7,000	n/a
11	33610	5383	ASSOC DEGREE NURSING	OPERATING LEASE	3,890	3,890	-	0.0%
11	33610	5410	ASSOC DEGREE NURSING	ACCREDITATION EXPENSES	4,700	4,612	88	1.9%
11	33610	5442	ASSOC DEGREE NURSING	INTERNAL PRINTING	1,500	1,500	-	0.0%
	33610 Total				40,388	30,959	9,429	30.5%
11	33620	5225	VOC NURSING-MONAHANS	INSTRUCT SUPPLY	1,200	1,575	(375)	-23.8%
11	33620	5226	VOC NURSING-MONAHANS	OFFICE SUPPLIES	500	533	(33)	-6.2%
11	33620	5233	VOC NURSING-MONAHANS	EXCESS COPIER USAGE	150	300	(150)	-50.0%
11	33620	5240	VOC NURSING-MONAHANS	GEN SUPPLIES	1,000	1,117	(117)	-10.5%
11	33620	5301	VOC NURSING-MONAHANS	POSTAGE CHARGES	20	20	-	0.0%
11	33620	5312	VOC NURSING-MONAHANS	GRADUATION EXPENSE	300	300	-	0.0%
11	33620	5349	VOC NURSING-MONAHANS	OFF CAMPUS BUS EXP	3,600	3,800	(200)	-5.3%
11	33620	5383	VOC NURSING-MONAHANS	OPERATING LEASE	1,925	2,008	(83)	-4.1%
11	33620	5442	VOC NURSING-MONAHANS	INTERNAL PRINTING	200	100	100	100.0%
	33620 Total				8,895	9,753	(858)	-8.8%
11	33621	5132	VOC NURSING-ANDREWS	CLASSIFIED-P/T	9,580	9,580	-	0.0%
11	33621	5225	VOC NURSING-ANDREWS	INSTRUCT SUPPLY	3,100	4,350	(1,250)	-28.7%
11	33621	5226	VOC NURSING-ANDREWS	OFFICE SUPPLIES	860	960	(100)	-10.4%

11	33621	5240	VOC NURSING-ANDREWS	GEN SUPPLIES	1,350	1,440	(90)	-6.3%
11	33621	5301	VOC NURSING-ANDREWS	POSTAGE CHARGES	20	20	-	0.0%
11	33621	5312	VOC NURSING-ANDREWS	GRADUATION EXPENSE	300	300	-	0.0%
11	33621	5349	VOC NURSING-ANDREWS	OFF CAMPUS BUS EXP	3,000	3,500	(500)	-14.3%
11	33621	5442	VOC NURSING-ANDREWS	INTERNAL PRINTING	100	200	(100)	-50.0%
33621 Total					18,310	20,350	(2,040)	-10.0%
11	33660	5225	SURGICAL TECH	INSTRUCT SUPPLY	7,000	8,500	(1,500)	-17.6%
11	33660	5226	SURGICAL TECH	OFFICE SUPPLIES	350	350	-	0.0%
11	33660	5240	SURGICAL TECH	GEN SUPPLIES	195	195	-	0.0%
11	33660	5301	SURGICAL TECH	POSTAGE CHARGES	30	30	-	0.0%
11	33660	5308	SURGICAL TECH	INTERNAL CATERING	-	40	(40)	-100.0%
11	33660	5311	SURGICAL TECH	DUES & MEMBERSHIPS	80	80	-	0.0%
11	33660	5312	SURGICAL TECH	GRADUATION EXPENSE	600	600	-	0.0%
11	33660	5349	SURGICAL TECH	OFF CAMPUS BUS EXP	1,000	1,000	-	0.0%
11	33660	5410	SURGICAL TECH	ACCREDITATION EXPENSES	2,550	2,500	50	2.0%
11	33660	5442	SURGICAL TECH	INTERNAL PRINTING	120	50	70	140.0%
33660 Total					11,925	13,345	(1,420)	-10.6%
11	33680	5225	RADIOLOGIC TECH	INSTRUCT SUPPLY	1,954	2,350	(396)	-16.9%
11	33680	5226	RADIOLOGIC TECH	OFFICE SUPPLIES	850	850	-	0.0%
11	33680	5240	RADIOLOGIC TECH	GEN SUPPLIES	360	360	-	0.0%
11	33680	5301	RADIOLOGIC TECH	POSTAGE CHARGES	10	50	(40)	-80.0%
11	33680	5311	RADIOLOGIC TECH	DUES & MEMBERSHIPS	600	1,500	(900)	-60.0%
11	33680	5312	RADIOLOGIC TECH	GRADUATION EXPENSE	800	800	-	0.0%
11	33680	5349	RADIOLOGIC TECH	OFF CAMPUS BUS EXP	400	550	(150)	-27.3%
11	33680	5362	RADIOLOGIC TECH	EQUIP REPAIRS	225	225	-	0.0%
11	33680	5370	RADIOLOGIC TECH	TECHNOLOGY CONTRACTS	1,512	1,152	360	31.3%
11	33680	5371	RADIOLOGIC TECH	EQUIP MAINT AGREEMENT	31,299	229	31,070	13567.7%
11	33680	5410	RADIOLOGIC TECH	ACCREDITATION EXPENSES	2,270	2,270	-	0.0%
11	33680	5442	RADIOLOGIC TECH	INTERNAL PRINTING	300	300	-	0.0%
33680 Total					40,580	10,636	29,944	281.5%
11	33690	5225	EMERG MED SERVICES	INSTRUCT SUPPLY	7,307	5,000	2,307	46.1%
11	33690	5226	EMERG MED SERVICES	OFFICE SUPPLIES	813	813	-	0.0%
11	33690	5240	EMERG MED SERVICES	GEN SUPPLIES	1,202	1,496	(294)	-19.7%
11	33690	5301	EMERG MED SERVICES	POSTAGE CHARGES	27	27	-	0.0%
11	33690	5308	EMERG MED SERVICES	INTERNAL CATERING	300	-	300	n/a
11	33690	5311	EMERG MED SERVICES	DUES & MEMBERSHIPS	884	884	-	0.0%
11	33690	5349	EMERG MED SERVICES	OFF CAMPUS BUS EXP	200	200	-	0.0%
11	33690	5362	EMERG MED SERVICES	EQUIP REPAIRS	1,300	1,300	-	0.0%
11	33690	5383	EMERG MED SERVICES	OPERATING LEASE	1,925	2,256	(331)	-14.7%
11	33690	5407	EMERG MED SERVICES	CONTRACT SERVICES	-	4,795	(4,795)	-100.0%
11	33690	5408	EMERG MED SERVICES	OTHER PROF'L FEES	5,000	5,000	-	0.0%
11	33690	5410	EMERG MED SERVICES	ACCREDITATION EXPENSES	1,975	1,975	-	0.0%
11	33690	5415	EMERG MED SERVICES	CONTRACTED INSTRUCTION	2,106	2,068	38	1.8%
11	33690	5442	EMERG MED SERVICES	INTERNAL PRINTING	50	50	-	0.0%
33690 Total					23,089	25,864	(2,775)	-10.7%
11	33691	5225	PHYSICAL THERAPY ASST	INSTRUCT SUPPLY	1,815	2,100	(285)	-13.6%
11	33691	5226	PHYSICAL THERAPY ASST	OFFICE SUPPLIES	300	308	(8)	-2.6%
11	33691	5240	PHYSICAL THERAPY ASST	GEN SUPPLIES	625	292	333	114.0%
11	33691	5301	PHYSICAL THERAPY ASST	POSTAGE CHARGES	40	40	-	0.0%
11	33691	5308	PHYSICAL THERAPY ASST	INTERNAL CATERING	50	100	(50)	-50.0%
11	33691	5311	PHYSICAL THERAPY ASST	DUES & MEMBERSHIPS	1,843	1,200	643	53.6%
11	33691	5331	PHYSICAL THERAPY ASST	STUDENT TRAVEL	700	700	-	0.0%
11	33691	5349	PHYSICAL THERAPY ASST	OFF CAMPUS BUS EXP	700	1,000	(300)	-30.0%
11	33691	5362	PHYSICAL THERAPY ASST	EQUIP REPAIRS	1,500	2,500	(1,000)	-40.0%
11	33691	5410	PHYSICAL THERAPY ASST	ACCREDITATION EXPENSES	4,500	4,500	-	0.0%
11	33691	5442	PHYSICAL THERAPY ASST	INTERNAL PRINTING	50	100	(50)	-50.0%
33691 Total					12,123	12,840	(717)	-5.6%
11	33730	5225	ENERGY & TECHNOLOGY DEPT	INSTRUCT SUPPLY	18,120	17,155	965	5.6%
11	33730	5226	ENERGY & TECHNOLOGY DEPT	OFFICE SUPPLIES	300	300	-	0.0%
11	33730	5233	ENERGY & TECHNOLOGY DEPT	EXCESS COPIER USAGE	454	347	107	30.8%
11	33730	5240	ENERGY & TECHNOLOGY DEPT	GEN SUPPLIES	560	4,028	(3,468)	-86.1%
11	33730	5362	ENERGY & TECHNOLOGY DEPT	EQUIP REPAIRS	1,999	2,000	(1)	-0.1%
11	33730	5383	ENERGY & TECHNOLOGY DEPT	OPERATING LEASE	1,157	1,072	85	7.9%
11	33730	5442	ENERGY & TECHNOLOGY DEPT	INTERNAL PRINTING	124	124	-	0.0%
33730 Total					22,714	25,026	(2,312)	-9.2%
11	40101	5132	STUDENT LEARNING RESOURCES	CLASSIFIED-P/T	300,000	330,000	(30,000)	-9.1%
11	40101	5151	STUDENT LEARNING RESOURCES	NON-WORK STUDY	57,000	60,256	(3,256)	-5.4%
11	40101	5225	STUDENT LEARNING RESOURCES	INSTRUCT SUPPLY	2,500	3,000	(500)	-16.7%
11	40101	5226	STUDENT LEARNING RESOURCES	OFFICE SUPPLIES	2,500	3,000	(500)	-16.7%
11	40101	5227	STUDENT LEARNING RESOURCES	COPIER SUPPLIES	800	1,000	(200)	-20.0%
11	40101	5240	STUDENT LEARNING RESOURCES	GEN SUPPLIES	3,000	5,000	(2,000)	-40.0%
11	40101	5301	STUDENT LEARNING RESOURCES	POSTAGE CHARGES	141	100	41	41.0%
11	40101	5308	STUDENT LEARNING RESOURCES	INTERNAL CATERING	700	1,200	(500)	-41.7%
11	40101	5311	STUDENT LEARNING RESOURCES	DUES & MEMBERSHIPS	1,225	1,225	-	0.0%
11	40101	5370	STUDENT LEARNING RESOURCES	TECHNOLOGY CONTRACTS	56,057	56,002	55	0.1%
11	40101	5383	STUDENT LEARNING RESOURCES	OPERATING LEASE	2,660	2,280	380	16.7%
11	40101	5411	STUDENT LEARNING RESOURCES	EXTERNAL PRINTING	100	100	-	0.0%
11	40101	5436	STUDENT LEARNING RESOURCES	CUSTODIAL-SPECIAL CLEANING FEE	250	250	-	0.0%
11	40101	5442	STUDENT LEARNING RESOURCES	INTERNAL PRINTING	750	750	-	0.0%
11	40101	5444	STUDENT LEARNING RESOURCES	LRC COPIER REIMBURSEMENT	-	(2,000)	2,000	-100.0%
40101 Total					427,683	462,163	(34,480)	-7.5%
11	40201	5132	OC GLOBAL	CLASSIFIED-P/T	-	40,000	(40,000)	-100.0%
11	40201	5225	OC GLOBAL	INSTRUCT SUPPLY	-	1,000	(1,000)	-100.0%

11	40201	5240	OC GLOBAL	GEN SUPPLIES	-	5,500	(5,500)	-100.0%
11	40201	5322	OC GLOBAL	TRAVEL-OUTSIDE SERVICE AREA	-	6,000	(6,000)	-100.0%
11	40201	5370	OC GLOBAL	TECHNOLOGY CONTRACTS	-	999	(999)	-100.0%
	40201 Total				-	53,499	(53,499)	-100.0%
11	40203	5226	ACAD PARTNERSHIPS	OFFICE SUPPLIES	2,000	2,000	-	0.0%
11	40203	5240	ACAD PARTNERSHIPS	GEN SUPPLIES	300	300	-	0.0%
11	40203	5301	ACAD PARTNERSHIPS	POSTAGE CHARGES	250	250	-	0.0%
11	40203	5304	ACAD PARTNERSHIPS	CULINARY CATERING	800	800	-	0.0%
11	40203	5308	ACAD PARTNERSHIPS	INTERNAL CATERING	7,500	7,500	-	0.0%
11	40203	5318	ACAD PARTNERSHIPS	PUBLIC RELATIONS	13,000	15,000	(2,000)	-13.3%
11	40203	5349	ACAD PARTNERSHIPS	OFF CAMPUS BUS EXP	3,000	4,000	(1,000)	-25.0%
11	40203	5442	ACAD PARTNERSHIPS	INTERNAL PRINTING	1,000	1,500	(500)	-33.3%
11	40203	5465	ACAD PARTNERSHIPS	ECISD OUTREACH	13,000	14,000	(1,000)	-7.1%
11	40203	5514	ACAD PARTNERSHIPS	CELLULAR ACCESS	600	600	-	0.0%
	40203 Total				41,450	45,950	(4,500)	-9.8%
11	40206	5226	EARLY COLL HIGH SCHOOL	OFFICE SUPPLIES	500	500	-	0.0%
11	40206	5240	EARLY COLL HIGH SCHOOL	GEN SUPPLIES	1,000	1,000	-	0.0%
11	40206	5301	EARLY COLL HIGH SCHOOL	POSTAGE CHARGES	1,000	1,000	-	0.0%
11	40206	5308	EARLY COLL HIGH SCHOOL	INTERNAL CATERING	2,000	2,400	(400)	-16.7%
11	40206	5349	EARLY COLL HIGH SCHOOL	OFF CAMPUS BUS EXP	700	1,000	(300)	-30.0%
11	40206	5383	EARLY COLL HIGH SCHOOL	OPERATING LEASE	1,333	1,598	(265)	-16.6%
11	40206	5411	EARLY COLL HIGH SCHOOL	EXTERNAL PRINTING	500	500	-	0.0%
11	40206	5442	EARLY COLL HIGH SCHOOL	INTERNAL PRINTING	500	500	-	0.0%
	40206 Total				7,533	8,498	(965)	-11.4%
11	40300	5226	DEAN-STEM	OFFICE SUPPLIES	-	400	(400)	-100.0%
11	40300	5227	DEAN-STEM	COPIER SUPPLIES	-	500	(500)	-100.0%
11	40300	5228	DEAN-STEM	SUBSCRIPTIONS	-	800	(800)	-100.0%
11	40300	5233	DEAN-STEM	EXCESS COPIER USAGE	-	275	(275)	-100.0%
11	40300	5240	DEAN-STEM	GEN SUPPLIES	-	300	(300)	-100.0%
11	40300	5301	DEAN-STEM	POSTAGE CHARGES	-	15	(15)	-100.0%
11	40300	5304	DEAN-STEM	CULINARY CATERING	-	1,000	(1,000)	-100.0%
11	40300	5308	DEAN-STEM	INTERNAL CATERING	-	5,000	(5,000)	-100.0%
11	40300	5311	DEAN-STEM	DUES & MEMBERSHIPS	-	500	(500)	-100.0%
11	40300	5318	DEAN-STEM	PUBLIC RELATIONS	-	1,000	(1,000)	-100.0%
11	40300	5349	DEAN-STEM	OFF CAMPUS BUS EXP	-	400	(400)	-100.0%
11	40300	5383	DEAN-STEM	OPERATING LEASE	-	1,161	(1,161)	-100.0%
11	40300	5442	DEAN-STEM	INTERNAL PRINTING	-	300	(300)	-100.0%
	40300 Total				-	11,651	(11,651)	-100.0%
11	40302	5226	DEAN-LIBERAL ARTS & EDUCATION	OFFICE SUPPLIES	2,500	2,900	(400)	-13.8%
11	40302	5227	DEAN-LIBERAL ARTS & EDUCATION	COPIER SUPPLIES	300	610	(310)	-50.8%
11	40302	5233	DEAN-LIBERAL ARTS & EDUCATION	EXCESS COPIER USAGE	75	75	-	0.0%
11	40302	5240	DEAN-LIBERAL ARTS & EDUCATION	GEN SUPPLIES	1,500	1,300	200	15.4%
11	40302	5301	DEAN-LIBERAL ARTS & EDUCATION	POSTAGE CHARGES	10	10	-	0.0%
11	40302	5308	DEAN-LIBERAL ARTS & EDUCATION	INTERNAL CATERING	3,600	3,813	(213)	-5.6%
11	40302	5311	DEAN-LIBERAL ARTS & EDUCATION	DUES & MEMBERSHIPS	1,000	225	775	344.4%
11	40302	5318	DEAN-LIBERAL ARTS & EDUCATION	PUBLIC RELATIONS	300	300	-	0.0%
11	40302	5349	DEAN-LIBERAL ARTS & EDUCATION	OPERATING LEASE	1,239	-	1,239	n/a
11	40302	5442	DEAN-LIBERAL ARTS & EDUCATION	INTERNAL PRINTING	400	165	235	142.4%
	40302 Total				10,924	9,398	1,526	16.2%
11	40306	5226	AVID	OFFICE SUPPLIES	1,000	-	1,000	n/a
11	40306	5227	AVID	COPIER SUPPLIES	225	-	225	n/a
11	40306	5240	AVID	GEN SUPPLIES	2,000	-	2,000	n/a
11	40306	5308	AVID	INTERNAL CATERING	2,000	-	2,000	n/a
11	40306	5318	AVID	PUBLIC RELATIONS	-	500	(500)	-100.0%
11	40306	5322	AVID	TRAVEL-OUTSIDE SERVICE AREA	8,500	9,000	(500)	-5.6%
11	40306	5442	AVID	INTERNAL PRINTING	300	-	300	n/a
	40306 Total				14,025	9,500	4,525	47.6%
11	40310	5132	DEAN TEACHING & LEARNING	CLASSIFIED-P/T	30,000	-	30,000	n/a
11	40310	5225	DEAN TEACHING & LEARNING	INSTRUCT SUPPLY	700	-	700	n/a
11	40310	5226	DEAN TEACHING & LEARNING	OFFICE SUPPLIES	1,500	2,100	(600)	-28.6%
11	40310	5227	DEAN TEACHING & LEARNING	COPIER SUPPLIES	225	225	-	0.0%
11	40310	5240	DEAN TEACHING & LEARNING	GEN SUPPLIES	5,500	2,500	3,000	120.0%
11	40310	5301	DEAN TEACHING & LEARNING	POSTAGE CHARGES	-	1,000	(1,000)	-100.0%
11	40310	5308	DEAN TEACHING & LEARNING	INTERNAL CATERING	2,000	2,053	(53)	-2.6%
11	40310	5370	DEAN TEACHING & LEARNING	TECHNOLOGY CONTRACTS	13,000	-	13,000	n/a
11	40310	5442	DEAN TEACHING & LEARNING	INTERNAL PRINTING	320	300	20	6.7%
	40310 Total				53,245	8,178	45,067	551.1%
11	40403	5226	DEAN-HEALTH SCIENCES	OFFICE SUPPLIES	550	200	350	175.0%
11	40403	5227	DEAN-HEALTH SCIENCES	COPIER SUPPLIES	150	150	-	0.0%
11	40403	5233	DEAN-HEALTH SCIENCES	EXCESS COPIER USAGE	225	225	-	0.0%
11	40403	5240	DEAN-HEALTH SCIENCES	GEN SUPPLIES	1,600	75	1,525	2033.3%
11	40403	5301	DEAN-HEALTH SCIENCES	POSTAGE CHARGES	-	10	(10)	-100.0%
11	40403	5304	DEAN-HEALTH SCIENCES	CULINARY CATERING	200	200	-	0.0%
11	40403	5308	DEAN-HEALTH SCIENCES	INTERNAL CATERING	4,500	4,600	(100)	-2.2%
11	40403	5318	DEAN-HEALTH SCIENCES	PUBLIC RELATIONS	300	350	(50)	-14.3%
11	40403	5340	DEAN-HEALTH SCIENCES	INSURANCE	11,000	12,000	(1,000)	-8.3%
11	40403	5349	DEAN-HEALTH SCIENCES	OFF CAMPUS BUS EXP	50	200	(150)	-75.0%
11	40403	5442	DEAN-HEALTH SCIENCES	INTERNAL PRINTING	500	-	500	n/a
	40403 Total				19,075	18,010	1,065	5.9%
11	40404	5132	CONTINUING ED	CLASSIFIED-P/T	25,000	35,000	(10,000)	-28.6%
11	40404	5226	CONTINUING ED	OFFICE SUPPLIES	8,000	3,500	4,500	128.6%
11	40404	5227	CONTINUING ED	COPIER SUPPLIES	-	400	(400)	-100.0%
11	40404	5240	CONTINUING ED	GEN SUPPLIES	-	500	(500)	-100.0%

11	40404	5301	CONTINUING ED	POSTAGE CHARGES	400	1,000	(600)	-60.0%
11	40404	5308	CONTINUING ED	INTERNAL CATERING	2,000	2,000	-	0.0%
11	40404	5311	CONTINUING ED	DUES & MEMBERSHIPS	1,300	1,300	-	0.0%
11	40404	5318	CONTINUING ED	PUBLIC RELATIONS	2,400	2,400	-	0.0%
11	40404	5349	CONTINUING ED	OFF CAMPUS BUS EXP	2,000	8,000	(6,000)	-75.0%
11	40404	5383	CONTINUING ED	OPERATING LEASE	2,086	2,086	-	0.0%
11	40404	5436	CONTINUING ED	CUSTODIAL-SPECIAL CLEANING FEE	7,020	7,800	(780)	-10.0%
11	40404	5442	CONTINUING ED	INTERNAL PRINTING	500	1,000	(500)	-50.0%
40404 Total					50,706	64,986	(14,280)	-22.0%
11	40405	5226	DEAN BUS & IND	OFFICE SUPPLIES	450	250	200	80.0%
11	40405	5227	DEAN BUS & IND	COPIER SUPPLIES	600	200	400	200.0%
11	40405	5233	DEAN BUS & IND	EXCESS COPIER USAGE	250	250	-	0.0%
11	40405	5240	DEAN BUS & IND	GEN SUPPLIES	1,500	1,340	160	11.9%
11	40405	5301	DEAN BUS & IND	POSTAGE CHARGES	100	20	80	400.0%
11	40405	5304	DEAN BUS & IND	CULINARY CATERING	1,000	1,000	-	0.0%
11	40405	5308	DEAN BUS & IND	INTERNAL CATERING	8,302	5,500	2,802	50.9%
11	40405	5318	DEAN BUS & IND	PUBLIC RELATIONS	-	200	(200)	-100.0%
11	40405	5349	DEAN BUS & IND	OFF CAMPUS BUS EXP	150	300	(150)	-50.0%
11	40405	5442	DEAN BUS & IND	INTERNAL PRINTING	250	200	50	25.0%
40405 Total					12,602	9,260	3,342	36.1%
11	40450	5132	PECOS CTR	CLASSIFIED-P/T	24,000	24,000	-	0.0%
11	40450	5226	PECOS CTR	OFFICE SUPPLIES	1,000	1,000	-	0.0%
11	40450	5233	PECOS CTR	EXCESS COPIER USAGE	-	50	(50)	-100.0%
11	40450	5240	PECOS CTR	GEN SUPPLIES	2,900	7,000	(4,100)	-58.6%
11	40450	5301	PECOS CTR	POSTAGE CHARGES	100	100	-	0.0%
11	40450	5311	PECOS CTR	DUES & MEMBERSHIPS	175	675	(500)	-74.1%
11	40450	5318	PECOS CTR	PUBLIC RELATIONS	1,000	1,500	(500)	-33.3%
11	40450	5349	PECOS CTR	OFF CAMPUS BUS EXP	1,200	1,200	-	0.0%
11	40450	5362	PECOS CTR	EQUIP REPAIRS	800	500	300	60.0%
11	40450	5383	PECOS CTR	OPERATING LEASE	1,759	1,759	-	0.0%
11	40450	5424	PECOS CTR	ADV-OTHER	900	900	-	0.0%
11	40450	5436	PECOS CTR	CUSTODIAL-SPECIAL CLEANING FEE	3,150	3,500	(350)	-10.0%
11	40450	5442	PECOS CTR	INTERNAL PRINTING	250	250	-	0.0%
11	40450	5501	PECOS CTR	ELECTRICITY	17,000	17,000	-	0.0%
11	40450	5502	PECOS CTR	NATURAL GAS	2,000	2,000	-	0.0%
11	40450	5503	PECOS CTR	WATER/SEWER	2,800	2,800	-	0.0%
11	40450	5516	PECOS CTR	TELEPHONE LINE CHGS	4,700	4,700	-	0.0%
11	40450	5517	PECOS CTR	ISP CHARGES	20,000	20,000	-	0.0%
40450 Total					83,734	88,934	(5,200)	-5.8%
11	40451	5132	MONAHANS CTR	CLASSIFIED-P/T	12,500	25,000	(12,500)	-50.0%
11	40451	5362	MONAHANS CTR	EQUIP REPAIRS	200	200	-	0.0%
11	40451	5407	MONAHANS CTR	CONTRACT SERVICES	3,600	-	3,600	n/a
11	40451	5501	MONAHANS CTR	ELECTRICITY	11,000	11,000	-	0.0%
11	40451	5502	MONAHANS CTR	NATURAL GAS	4,000	4,000	-	0.0%
11	40451	5503	MONAHANS CTR	WATER/SEWER	1,000	1,000	-	0.0%
11	40451	5517	MONAHANS CTR	ISP CHARGES	12,000	12,000	-	0.0%
40451 Total					44,300	53,200	(8,900)	-16.7%
11	40452	5132	ANDREWS CTR	CLASSIFIED-P/T	7,000	7,500	(500)	-6.7%
11	40452	5240	ANDREWS CTR	GEN SUPPLIES	600	700	(100)	-14.3%
11	40452	5301	ANDREWS CTR	POSTAGE CHARGES	-	100	(100)	-100.0%
11	40452	5308	ANDREWS CTR	INTERNAL CATERING	-	50	(50)	-100.0%
11	40452	5318	ANDREWS CTR	PUBLIC RELATIONS	350	450	(100)	-22.2%
11	40452	5349	ANDREWS CTR	OFF CAMPUS BUS EXP	2,300	2,400	(100)	-4.2%
11	40452	5516	ANDREWS CTR	TELEPHONE LINE CHGS	2,100	2,100	-	0.0%
40452 Total					12,350	13,300	(950)	-7.1%
11	40501	5132	GRAHAM CTR RANCH	CLASSIFIED-P/T	7,500	8,000	(500)	-6.3%
11	40501	5151	GRAHAM CTR RANCH	NON-WORK STUDY	500	1,250	(750)	-60.0%
11	40501	5221	GRAHAM CTR RANCH	VETERINARY SUPPLIES	4,500	5,000	(500)	-10.0%
11	40501	5226	GRAHAM CTR RANCH	OFFICE SUPPLIES	100	200	(100)	-50.0%
11	40501	5240	GRAHAM CTR RANCH	GEN SUPPLIES	24,000	28,000	(4,000)	-14.3%
11	40501	5241	GRAHAM CTR RANCH	OIL AND GAS	7,000	5,198	1,802	34.7%
11	40501	5362	GRAHAM CTR RANCH	EQUIP REPAIRS	22,300	20,912	1,388	6.6%
11	40501	5407	GRAHAM CTR RANCH	CONTRACT SERVICES	6,000	8,090	(2,090)	-25.8%
11	40501	5436	GRAHAM CTR RANCH	CUSTODIAL-SPECIAL CLEANING FEE	500	1,000	(500)	-50.0%
11	40501	5501	GRAHAM CTR RANCH	ELECTRICITY	23,000	24,000	(1,000)	-4.2%
11	40501	5503	GRAHAM CTR RANCH	WATER/SEWER	-	1,400	(1,400)	-100.0%
40501 Total					95,400	103,050	(7,650)	-7.4%
11	40505	5132	CHILDRENS CTR	CLASSIFIED-P/T	55,000	40,844	14,156	34.7%
11	40505	5151	CHILDRENS CTR	NON-WORK STUDY	-	16,994	(16,994)	-100.0%
11	40505	5226	CHILDRENS CTR	OFFICE SUPPLIES	1,000	937	63	6.7%
11	40505	5227	CHILDRENS CTR	COPIER SUPPLIES	-	100	(100)	-100.0%
11	40505	5240	CHILDRENS CTR	GEN SUPPLIES	10,000	10,015	(15)	-0.1%
11	40505	5260	CHILDRENS CTR	GROCERIES	3,000	3,000	-	0.0%
11	40505	5301	CHILDRENS CTR	POSTAGE CHARGES	50	100	(50)	-50.0%
11	40505	5308	CHILDRENS CTR	INTERNAL CATERING	80,000	80,000	-	0.0%
11	40505	5311	CHILDRENS CTR	DUES & MEMBERSHIPS	1,000	1,099	(99)	-9.0%
11	40505	5342	CHILDRENS CTR	SPECIAL EVENTS	300	300	-	0.0%
11	40505	5349	CHILDRENS CTR	OFF CAMPUS BUS EXP	200	348	(148)	-42.5%
11	40505	5362	CHILDRENS CTR	EQUIP REPAIRS	900	952	(52)	-5.5%
11	40505	5383	CHILDRENS CTR	OPERATING LEASE	1,925	1,937	(12)	-0.6%
11	40505	5407	CHILDRENS CTR	CONTRACT SERVICES	400	400	-	0.0%
11	40505	5417	CHILDRENS CTR	INSPECTIONS, LICENSE, REG FEES	900	900	-	0.0%
11	40505	5442	CHILDRENS CTR	INTERNAL PRINTING	500	500	-	0.0%

	40505 Total				155,175	158,426	(3,251)	-2.1%
11	55110	5132	SPORT CTR-FACILITY	CLASSIFIED-P/T	75,325	76,246	(921)	-1.2%
11	55110	5151	SPORT CTR-FACILITY	NON-WORK STUDY	60,000	65,000	(5,000)	-7.7%
11	55110	5226	SPORT CTR-FACILITY	OFFICE SUPPLIES	500	900	(400)	-44.4%
11	55110	5227	SPORT CTR-FACILITY	COPIER SUPPLIES	-	200	(200)	-100.0%
11	55110	5240	SPORT CTR-FACILITY	GEN SUPPLIES	15,000	15,280	(280)	-1.8%
11	55110	5362	SPORT CTR-FACILITY	EQUIP REPAIRS	2,000	4,763	(2,763)	-58.0%
11	55110	5436	SPORT CTR-FACILITY	CUSTODIAL-SPECIAL CLEANING FEE	500	2,500	(2,000)	-80.0%
11	55110	5442	SPORT CTR-FACILITY	INTERNAL PRINTING	-	75	(75)	-100.0%
	55110 Total				153,325	164,964	(11,639)	-7.1%
11	55111	5132	SPORT CTR-PROGRAMS	CLASSIFIED-P/T	7,000	10,000	(3,000)	-30.0%
11	55111	5151	SPORT CTR-PROGRAMS	NON-WORK STUDY	13,000	15,000	(2,000)	-13.3%
11	55111	5225	SPORT CTR-PROGRAMS	INSTRUCT SUPPLY	20,000	22,571	(2,571)	-11.4%
11	55111	5226	SPORT CTR-PROGRAMS	OFFICE SUPPLIES	729	200	529	264.5%
11	55111	5240	SPORT CTR-PROGRAMS	GEN SUPPLIES	1,472	1,500	(28)	-1.9%
11	55111	5301	SPORT CTR-PROGRAMS	POSTAGE CHARGES	50	100	(50)	-50.0%
11	55111	5308	SPORT CTR-PROGRAMS	INTERNAL CATERING	-	64	(64)	-100.0%
11	55111	5349	SPORT CTR-PROGRAMS	OFF CAMPUS BUS EXP	300	500	(200)	-40.0%
11	55111	5411	SPORT CTR-PROGRAMS	EXTERNAL PRINTING	-	1,000	(1,000)	-100.0%
11	55111	5442	SPORT CTR-PROGRAMS	INTERNAL PRINTING	1,000	1,500	(500)	-33.3%
	55111 Total				43,551	52,435	(8,884)	-16.9%
11	55115	5132	SPORTS CTR-FITNESS CTR	CLASSIFIED-P/T	40,215	40,215	-	0.0%
11	55115	5151	SPORTS CTR-FITNESS CTR	NON-WORK STUDY	26,245	32,000	(5,755)	-18.0%
11	55115	5240	SPORTS CTR-FITNESS CTR	GEN SUPPLIES	1,000	1,500	(500)	-33.3%
11	55115	5301	SPORTS CTR-FITNESS CTR	POSTAGE CHARGES	-	145	(145)	-100.0%
11	55115	5362	SPORTS CTR-FITNESS CTR	EQUIP REPAIRS	3,000	4,000	(1,000)	-25.0%
11	55115	5383	SPORTS CTR-FITNESS CTR	OPERATING LEASE	50,000	50,000	-	0.0%
	55115 Total				120,460	127,860	(7,400)	-5.8%
11	55116	5132	SPORTS CTR FACILITY RENTAL	CLASSIFIED-P/T	500	-	500	n/a
11	55116	5151	SPORTS CTR FACILITY RENTAL	NON-WORK STUDY	1,943	2,700	(757)	-28.0%
	55116 Total				2,443	2,700	(257)	-9.5%
11	55135	5240	VISITING ARTISTS	GEN SUPPLIES	45	50	(5)	-10.0%
11	55135	5301	VISITING ARTISTS	POSTAGE CHARGES	45	50	(5)	-10.0%
11	55135	5308	VISITING ARTISTS	INTERNAL CATERING	180	201	(21)	-10.4%
11	55135	5318	VISITING ARTISTS	PUBLIC RELATIONS	720	50	670	1340.0%
11	55135	5407	VISITING ARTISTS	CONTRACT SERVICES	2,650	2,119	531	25.1%
	55135 Total				3,640	2,470	1,170	47.4%
11	55145	5436	DH AUDITORIUM	CUSTODIAL-SPECIAL CLEANING FEE	450	500	(50)	-10.0%
	55145 Total				450	500	(50)	-10.0%
11	55146	5436	ICA GYM	CUSTODIAL-SPECIAL CLEANING FEE	225	250	(25)	-10.0%
	55146 Total				225	250	(25)	-10.0%
11	55147	5436	RECITAL HALL	CUSTODIAL-SPECIAL CLEANING FEE	675	750	(75)	-10.0%
	55147 Total				675	750	(75)	-10.0%
11	55148	5436	ET - SAULSBURY ROOM	CUSTODIAL-SPECIAL CLEANING FEE	675	750	(75)	-10.0%
	55148 Total				675	750	(75)	-10.0%
11	56101	5225	AEL LOCAL	INSTRUCT SUPPLY	800	800	-	0.0%
11	56101	5233	AEL LOCAL	EXCESS COPIER USAGE	750	750	-	0.0%
11	56101	5240	AEL LOCAL	GEN SUPPLIES	2,050	2,050	-	0.0%
11	56101	5301	AEL LOCAL	POSTAGE CHARGES	150	150	-	0.0%
11	56101	5308	AEL LOCAL	INTERNAL CATERING	2,500	2,500	-	0.0%
11	56101	5318	AEL LOCAL	PUBLIC RELATIONS	100	100	-	0.0%
11	56101	5349	AEL LOCAL	OFF CAMPUS BUS EXP	470	470	-	0.0%
11	56101	5383	AEL LOCAL	OPERATING LEASE	3,082	2,954	128	4.3%
11	56101	5442	AEL LOCAL	INTERNAL PRINTING	2,550	2,550	-	0.0%
	56101 Total				12,452	12,324	128	1.0%
12	70101	5729	BSKT MEN SCHL	UNAWARDED BUDGET	173,000	165,000	8,000	4.8%
	70101 Total				173,000	165,000	8,000	4.8%
12	70102	5729	BSKT WOM SCHL	UNAWARDED BUDGET	173,000	165,000	8,000	4.8%
	70102 Total				173,000	165,000	8,000	4.8%
12	70104	5729	BASEBALL SCHL	UNAWARDED BUDGET	184,000	178,000	6,000	3.4%
	70104 Total				184,000	178,000	6,000	3.4%
12	70105	5729	SOFTBALL SCHL	UNAWARDED BUDGET	158,000	152,000	6,000	3.9%
	70105 Total				158,000	152,000	6,000	3.9%
12	70106	5729	GOLF SCHL	UNAWARDED BUDGET	78,000	73,000	5,000	6.8%
	70106 Total				78,000	73,000	5,000	6.8%
12	70107	5729	VOLLEYBALL SCHL	UNAWARDED BUDGET	120,000	112,000	8,000	7.1%
	70107 Total				120,000	112,000	8,000	7.1%
12	70109	5729	RODEO SCHL	UNAWARDED BUDGET	157,000	150,000	7,000	4.7%
	70109 Total				157,000	150,000	7,000	4.7%
12	70110	5729	X-CNTRY MEN SCHL	UNAWARDED BUDGET	37,500	36,500	1,000	2.7%
	70110 Total				37,500	36,500	1,000	2.7%
12	70111	5729	X-CNTRY WOM SCHL	UNAWARDED BUDGET	37,500	36,500	1,000	2.7%
	70111 Total				37,500	36,500	1,000	2.7%
12	70114	5729	TRAINER SCHL	UNAWARDED BUDGET	49,000	47,000	2,000	4.3%
	70114 Total				49,000	47,000	2,000	4.3%
12	70115	5729	CHEER SCHL	UNAWARDED BUDGET	107,000	105,000	2,000	1.9%
	70115 Total				107,000	105,000	2,000	1.9%
12	70200	5722	OC INST SCHOL	R&B SCHOLARSHIP	27,000	27,000	-	0.0%
	70200 Total				27,000	27,000	-	0.0%
12	70202	5721	OC ACAD SCHL	T/F SCHOLARSHIP	60,000	60,000	-	0.0%
	70202 Total				60,000	60,000	-	0.0%
12	70204	5721	OC ART SCHL	T/F SCHOLARSHIP	15,000	15,000	-	0.0%

					15,000	15,000	-	0.0%
12	70206	5721	OC CE SCHL	T/F SCHOLARSHIP	35,000	35,000	-	0.0%
	70206 Total				35,000	35,000	-	0.0%
12	70210	5721	OC THEATER SCHL	T/F SCHOLARSHIP	7,000	7,000	-	0.0%
	70210 Total				7,000	7,000	-	0.0%
12	70211	5721	OC HONORS SCHL	T/F SCHOLARSHIP	40,000	40,000	-	0.0%
	70211 Total				40,000	40,000	-	0.0%
12	70214	5721	OC PIANO SCHL	T/F SCHOLARSHIP	11,000	11,000	-	0.0%
	70214 Total				11,000	11,000	-	0.0%
12	70216	5721	OC BAND SCHL	T/F SCHOLARSHIP	17,000	17,000	-	0.0%
	70216 Total				17,000	17,000	-	0.0%
12	70217	5721	OC STRINGS SCHL	T/F SCHOLARSHIP	1,000	1,000	-	0.0%
	70217 Total				1,000	1,000	-	0.0%
12	70218	5721	OC CHOIR SCHL	T/F SCHOLARSHIP	50,000	50,000	-	0.0%
	70218 Total				50,000	50,000	-	0.0%
12	70219	5721	OC PHOTO SCHL	T/F SCHOLARSHIP	10,000	10,000	-	0.0%
	70219 Total				10,000	10,000	-	0.0%
12	70221	5721	OC PRES SCHL	T/F SCHOLARSHIP	25,000	25,000	-	0.0%
	70221 Total				25,000	25,000	-	0.0%
12	70223	5721	OC FINISH LINE SCHOL	T/F SCHOLARSHIP	15,000	15,000	-	0.0%
	70223 Total				15,000	15,000	-	0.0%
12	70228	5722	OC RA SCHOLARSHIP	R&B SCHOLARSHIP	12,000	12,000	-	0.0%
	70228 Total				12,000	12,000	-	0.0%
12	70260	5721	COLLEGE NOW SCHOL	T/F SCHOLARSHIP	60,000	60,000	-	0.0%
	70260 Total				60,000	60,000	-	0.0%
13	33640	5225	CLINICAL LAB SCI	INSTRUCT SUPPLY	18,000	6,995	11,005	157.3%
13	33640	5240	CLINICAL LAB SCI	GEN SUPPLIES	700	-	700	n/a
13	33640	5301	CLINICAL LAB SCI	POSTAGE CHARGES	270	5	265	5300.0%
13	33640	5308	CLINICAL LAB SCI	INTERNAL CATERING	200	300	(100)	-33.3%
13	33640	5407	CLINICAL LAB SCI	CONTRACT SERVICES	2,760	-	2,760	n/a
13	33640	5442	CLINICAL LAB SCI	INTERNAL PRINTING	270	50	220	440.0%
	33640 Total				22,200	7,350	14,850	202.0%
13	33645	5225	CLINICAL MEDICAL ASST	INSTRUCT SUPPLY	7,500	8,000	(500)	-6.3%
13	33645	5240	CLINICAL MEDICAL ASST	GEN SUPPLIES	230	5,150	(4,920)	-95.5%
13	33645	5301	CLINICAL MEDICAL ASST	POSTAGE CHARGES	84	-	84	n/a
13	33645	5308	CLINICAL MEDICAL ASST	INTERNAL CATERING	200	400	(200)	-50.0%
13	33645	5442	CLINICAL MEDICAL ASST	INTERNAL PRINTING	84	200	(116)	-58.0%
	33645 Total				8,098	13,750	(5,652)	-41.1%
13	33690	5225	EMERG MED SERVICES	INSTRUCT SUPPLY	-	2,500	(2,500)	-100.0%
13	33690	5301	EMERG MED SERVICES	POSTAGE CHARGES	-	30	(30)	-100.0%
	33690 Total				-	2,530	(2,530)	-100.0%
13	33810	5225	NURSE AIDE CE	INSTRUCT SUPPLY	11,500	5,000	6,500	130.0%
13	33810	5226	NURSE AIDE CE	OFFICE SUPPLIES	-	150	(150)	-100.0%
13	33810	5240	NURSE AIDE CE	GEN SUPPLIES	1,462	-	1,462	n/a
13	33810	5301	NURSE AIDE CE	POSTAGE CHARGES	500	150	350	233.3%
13	33810	5308	NURSE AIDE CE	INTERNAL CATERING	600	385	215	55.8%
13	33810	5407	NURSE AIDE CE	CONTRACT SERVICES	1,200	-	1,200	n/a
13	33810	5416	NURSE AIDE CE	TESTING SERVICES	-	14,000	(14,000)	-100.0%
13	33810	5442	NURSE AIDE CE	INTERNAL PRINTING	500	50	450	900.0%
	33810 Total				15,762	19,735	(3,973)	-20.1%
13	33820	5225	DENTAL ASSIST CE	INSTRUCT SUPPLY	10,500	3,800	6,700	176.3%
13	33820	5240	DENTAL ASSIST CE	GEN SUPPLIES	708	-	708	n/a
13	33820	5301	DENTAL ASSIST CE	POSTAGE CHARGES	200	-	200	n/a
13	33820	5308	DENTAL ASSIST CE	INTERNAL CATERING	200	-	200	n/a
13	33820	5415	DENTAL ASSIST CE	CONTRACTED INSTRUCTION	-	19,200	(19,200)	-100.0%
13	33820	5442	DENTAL ASSIST CE	INTERNAL PRINTING	200	-	200	n/a
	33820 Total				11,808	23,000	(11,192)	-48.7%
13	33830	5225	PHARMACY TECH CE	INSTRUCT SUPPLY	3,708	7,000	(3,292)	-47.0%
13	33830	5301	PHARMACY TECH CE	POSTAGE CHARGES	100	100	-	0.0%
	33830 Total				3,808	7,100	(3,292)	-46.4%
13	33835	5225	MEDICAL LAB ASST CE	INSTRUCT SUPPLY	4,180	-	4,180	n/a
13	33835	5301	MEDICAL LAB ASST CE	POSTAGE CHARGES	100	-	100	n/a
13	33835	5308	MEDICAL LAB ASST CE	INTERNAL CATERING	100	-	100	n/a
13	33835	5442	MEDICAL LAB ASST CE	INTERNAL PRINTING	100	-	100	n/a
	33835 Total				4,480	-	4,480	#DIV/0!
13	33845	5225	MASSAGE THERAPY CE	INSTRUCT SUPPLY	4,000	3,800	200	5.3%
13	33845	5240	MASSAGE THERAPY CE	GEN SUPPLIES	150	-	150	n/a
13	33845	5301	MASSAGE THERAPY CE	POSTAGE CHARGES	48	15	33	220.0%
13	33845	5308	MASSAGE THERAPY CE	INTERNAL CATERING	200	260	(60)	-23.1%
13	33845	5407	MASSAGE THERAPY CE	CONTRACT SERVICES	3,000	-	3,000	n/a
13	33845	5442	MASSAGE THERAPY CE	INTERNAL PRINTING	48	15	33	220.0%
	33845 Total				7,446	4,090	3,356	82.1%
13	33855	5225	MEDICATION AID CE	INSTRUCT SUPPLY	1,200	-	1,200	n/a
13	33855	5301	MEDICATION AID CE	POSTAGE CHARGES	50	-	50	n/a
13	33855	5442	MEDICATION AID CE	INTERNAL PRINTING	50	-	50	n/a
	33855 Total				1,300	-	1,300	#DIV/0!
13	53690	5225	EMS N/F CE	INSTRUCT SUPPLY	4,000	-	4,000	n/a
13	53690	5240	EMS N/F CE	GEN SUPPLIES	50	-	50	n/a
	53690 Total				4,050	-	4,050	#DIV/0!
14	33210	5225	CULINARY ARTS	INSTRUCT SUPPLY	-	300	(300)	-100.0%
14	33210	5318	CULINARY ARTS	PUBLIC RELATIONS	-	50	(50)	-100.0%
14	33210	5442	CULINARY ARTS	INTERNAL PRINTING	-	100	(100)	-100.0%

					-	450	(450)	-100.0%
14	33420	5225	COMP & INFO SCIENCE	INSTRUCT SUPPLY	-	500	(500)	-100.0%
14	33420	5226	COMP & INFO SCIENCE	OFFICE SUPPLIES	-	100	(100)	-100.0%
	33420 Total				-	600	(600)	-100.0%
14	33580	5225	PHOTOGRAPHY	INSTRUCT SUPPLY	100	100	-	0.0%
	33580 Total				100	100	-	0.0%
14	53100	5225	ARTS/CRAFTS N/F CE	INSTRUCT SUPPLY	300	500	(200)	-40.0%
14	53100	5301	ARTS/CRAFTS N/F CE	POSTAGE CHARGES	10	-	10	n/a
14	53100	5415	ARTS/CRAFTS N/F CE	CONTRACTED INSTRUCTION	1,000	2,000	(1,000)	-50.0%
	53100 Total				1,310	2,500	(1,190)	-47.6%
14	53120	5225	DRIVERS ED N/F CE	INSTRUCT SUPPLY	750	1,500	(750)	-50.0%
14	53120	5226	DRIVERS ED N/F CE	OFFICE SUPPLIES	200	500	(300)	-60.0%
14	53120	5240	DRIVERS ED N/F CE	GEN SUPPLIES	1,000	1,500	(500)	-33.3%
14	53120	5241	DRIVERS ED N/F CE	OIL AND GAS	17,000	18,000	(1,000)	-5.6%
14	53120	5301	DRIVERS ED N/F CE	POSTAGE CHARGES	20	-	20	n/a
14	53120	5308	DRIVERS ED N/F CE	INTERNAL CATERING	-	600	(600)	-100.0%
14	53120	5442	DRIVERS ED N/F CE	INTERNAL PRINTING	200	200	-	0.0%
	53120 Total				19,170	22,300	(3,130)	-14.0%
14	53150	5132	YOUTH PROGRAMS N/F	CLASSIFIED-P/T	-	2,000	(2,000)	-100.0%
14	53150	5225	YOUTH PROGRAMS N/F	INSTRUCT SUPPLY	-	2,000	(2,000)	-100.0%
14	53150	5240	YOUTH PROGRAMS N/F	GEN SUPPLIES	-	2,000	(2,000)	-100.0%
14	53150	5308	YOUTH PROGRAMS N/F	INTERNAL CATERING	-	1,500	(1,500)	-100.0%
14	53150	5442	YOUTH PROGRAMS N/F	INTERNAL PRINTING	-	100	(100)	-100.0%
	53150 Total				-	7,600	(7,600)	-100.0%
14	53380	5415	PERSONAL DEVELOPMENT	CONTRACTED INSTRUCTION	-	4,600	(4,600)	-100.0%
	53380 Total				-	4,600	(4,600)	-100.0%
15	33410	5301	BUSINESS PROFESSIONS	POSTAGE CHARGES	-	-	-	n/a
15	33410	5415	BUSINESS PROFESSIONS	CONTRACTED INSTRUCTION	-	9,000	(9,000)	-100.0%
	33410 Total				-	9,000	(9,000)	-100.0%
15	33415	5225	CE COURT REPORTING	INSTRUCT SUPPLY	500	-	500	n/a
15	33415	5407	CE COURT REPORTING	CONTRACT SERVICES	50,000	-	50,000	n/a
	33415 Total				50,500	-	50,500	#DIV/0!
15	33420	5132	COMP & INFO SCIENCE	CLASSIFIED-P/T	-	500	(500)	-100.0%
15	33420	5225	COMP & INFO SCIENCE	INSTRUCT SUPPLY	1,000	-	1,000	n/a
	33420 Total				1,000	500	500	100.0%
15	33500	5225	WELDING	INSTRUCT SUPPLY	200	200	-	0.0%
15	33500	5318	WELDING	PUBLIC RELATIONS	-	50	(50)	-100.0%
	33500 Total				200	250	(50)	-20.0%
15	33530	5226	COSMETOLOGY	OFFICE SUPPLIES	-	500	(500)	-100.0%
	33530 Total				-	500	(500)	-100.0%
15	33537	5225	BARBER SCHOOL	INSTRUCT SUPPLY	700	-	700	n/a
	33537 Total				700	-	700	#DIV/0!
15	33590	5225	HVAC	INSTRUCT SUPPLY	1,500	1,000	500	50.0%
15	33590	5240	HVAC	GEN SUPPLIES	-	1,000	(1,000)	-100.0%
15	33590	5301	HVAC	POSTAGE CHARGES	-	50	(50)	-100.0%
15	33590	5415	HVAC	CONTRACTED INSTRUCTION	-	3,000	(3,000)	-100.0%
15	33590	5442	HVAC	INTERNAL PRINTING	100	50	50	100.0%
	33590 Total				1,600	5,100	(3,500)	-68.6%
15	33595	5225	OCCUP SAFETY & ENV TECH	INSTRUCT SUPPLY	8,000	20,000	(12,000)	-60.0%
15	33595	5240	OCCUP SAFETY & ENV TECH	GEN SUPPLIES	200	800	(600)	-75.0%
15	33595	5301	OCCUP SAFETY & ENV TECH	POSTAGE CHARGES	40	40	-	0.0%
15	33595	5318	OCCUP SAFETY & ENV TECH	PUBLIC RELATIONS	100	100	-	0.0%
15	33595	5415	OCCUP SAFETY & ENV TECH	CONTRACTED INSTRUCTION	16,000	10,000	6,000	60.0%
	33595 Total				24,340	30,940	(6,600)	-21.3%
15	33730	5225	ENERGY & TECHNOLOGY DEPT	INSTRUCT SUPPLY	-	1,000	(1,000)	-100.0%
15	33730	5301	ENERGY & TECHNOLOGY DEPT	POSTAGE CHARGES	-	50	(50)	-100.0%
15	33730	5415	ENERGY & TECHNOLOGY DEPT	CONTRACTED INSTRUCTION	-	3,000	(3,000)	-100.0%
15	33730	5442	ENERGY & TECHNOLOGY DEPT	INTERNAL PRINTING	-	50	(50)	-100.0%
	33730 Total				-	4,100	(4,100)	-100.0%
15	33735	5225	ELECT LINEMAN	INSTRUCT SUPPLY	3,000	12,000	(9,000)	-75.0%
15	33735	5240	ELECT LINEMAN	GEN SUPPLIES	2,000	5,000	(3,000)	-60.0%
15	33735	5301	ELECT LINEMAN	POSTAGE CHARGES	-	50	(50)	-100.0%
15	33735	5318	ELECT LINEMAN	PUBLIC RELATIONS	200	500	(300)	-60.0%
15	33735	5340	ELECT LINEMAN	INSURANCE	2,000	2,000	-	0.0%
15	33735	5356	ELECT LINEMAN	LAND RENTAL	5,000	5,000	-	0.0%
15	33735	5442	ELECT LINEMAN	INTERNAL PRINTING	300	300	-	0.0%
	33735 Total				12,500	24,850	(12,350)	-49.7%
15	33750	5340	PETROLEUM TECH	INSURANCE	1,092	1,000	92	9.2%
15	33750	5407	PETROLEUM TECH	CONTRACT SERVICES	106,000	6,000	100,000	1666.7%
15	33750	5415	PETROLEUM TECH	CONTRACTED INSTRUCTION	-	100,000	(100,000)	-100.0%
	33750 Total				107,092	107,000	92	0.1%
15	33870	5225	TRUCK DRIVER CE	INSTRUCT SUPPLY	2,500	7,000	(4,500)	-64.3%
15	33870	5226	TRUCK DRIVER CE	OFFICE SUPPLIES	400	1,500	(1,100)	-73.3%
15	33870	5240	TRUCK DRIVER CE	GEN SUPPLIES	800	400	400	100.0%
15	33870	5241	TRUCK DRIVER CE	OIL AND GAS	9,000	4,000	5,000	125.0%
15	33870	5301	TRUCK DRIVER CE	POSTAGE CHARGES	50	150	(100)	-66.7%
15	33870	5318	TRUCK DRIVER CE	PUBLIC RELATIONS	800	300	500	166.7%
15	33870	5340	TRUCK DRIVER CE	INSURANCE	5,112	5,112	-	0.0%
15	33870	5362	TRUCK DRIVER CE	EQUIP REPAIRS	10,000	10,000	-	0.0%
15	33870	5407	TRUCK DRIVER CE	CONTRACT SERVICES	10,000	-	10,000	n/a
15	33870	5442	TRUCK DRIVER CE	INTERNAL PRINTING	150	300	(150)	-50.0%
	33870 Total				38,812	28,762	10,050	34.9%

17	33551	5225	LAW ENFORCEMENT TRNG ACADEMY	INSTRUCT SUPPLY	3,000	3,315	(315)	-9.5%
17	33551	5240	LAW ENFORCEMENT TRNG ACADEMY	GEN SUPPLIES	150	159	(9)	-5.7%
17	33551	5241	LAW ENFORCEMENT TRNG ACADEMY	OIL AND GAS	2,850	2,850	-	0.0%
17	33551	5301	LAW ENFORCEMENT TRNG ACADEMY	POSTAGE CHARGES	200	200	-	0.0%
17	33551	5304	LAW ENFORCEMENT TRNG ACADEMY	CULINARY CATERING	300	-	300	n/a
17	33551	5311	LAW ENFORCEMENT TRNG ACADEMY	DUES & MEMBERSHIPS	8,345	8,345	-	0.0%
17	33551	5410	LAW ENFORCEMENT TRNG ACADEMY	ACCREDITATION EXPENSES	-	300	(300)	-100.0%
17	33551	5442	LAW ENFORCEMENT TRNG ACADEMY	INTERNAL PRINTING	150	150	-	0.0%
17	33551	5450	LAW ENFORCEMENT TRNG ACADEMY	MISC EXPENSE	1,500	1,829	(329)	-18.0%
33551 Total					16,495	17,148	(653)	-3.8%
18	66601	5226	PHYS PLT ADM	OFFICE SUPPLIES	900	1,000	(100)	-10.0%
18	66601	5240	PHYS PLT ADM	GEN SUPPLIES	39	-	39	n/a
18	66601	5262	PHYS PLT ADM	UNIFORMS	10,937	10,937	-	0.0%
18	66601	5301	PHYS PLT ADM	POSTAGE CHARGES	15	25	(10)	-40.0%
18	66601	5370	PHYS PLT ADM	TECHNOLOGY CONTRACTS	9,000	8,725	275	3.2%
18	66601	5383	PHYS PLT ADM	OPERATING LEASE	1,157	1,072	85	7.9%
18	66601	5404	PHYS PLT ADM	ARCHITECT/ENGINEERING FEES	2,500	2,500	-	0.0%
18	66601	5407	PHYS PLT ADM	CONTRACT SERVICES	6,000	9,000	(3,000)	-33.3%
18	66601	5442	PHYS PLT ADM	INTERNAL PRINTING	15	35	(20)	-57.1%
18	66601	5514	PHYS PLT ADM	CELLULAR ACCESS	1,617	1,617	-	0.0%
66601 Total					32,180	34,911	(2,731)	-7.8%
18	66602	5340	PROP INSUR	INSURANCE	450,000	367,052	82,948	22.6%
66602 Total					450,000	367,052	82,948	22.6%
18	66603	5240	GEN MAINT	GEN SUPPLIES	6,700	6,988	(288)	-4.1%
18	66603	5249	GEN MAINT	SMALL TOOLS < \$100	780	700	80	11.4%
18	66603	5351	GEN MAINT	EQUIPMENT RENTAL	30,100	26,200	3,900	14.9%
18	66603	5360	GEN MAINT	EXTERMINATING	10,000	10,000	-	0.0%
18	66603	5362	GEN MAINT	EQUIP REPAIRS	106,000	124,655	(18,655)	-15.0%
18	66603	5363	GEN MAINT	BLDG REPAIRS/REMODEL	1,586	-	1,586	n/a
18	66603	5371	GEN MAINT	EQUIP MAINT AGREEMENT	100,605	98,152	2,453	2.5%
18	66603	5407	GEN MAINT	CONTRACT SERVICES	34,500	38,400	(3,900)	-10.2%
18	66603	5417	GEN MAINT	INSPECTIONS, LICENSE, REG FEES	45,000	31,512	13,488	42.8%
18	66603	5514	GEN MAINT	CELLULAR ACCESS	-	2,884	(2,884)	-100.0%
66603 Total					335,271	339,491	(4,220)	-1.2%
18	66604	5240	CUSTODIAL	GEN SUPPLIES	2,000	2,000	-	0.0%
18	66604	5407	CUSTODIAL	CONTRACT SERVICES	800,000	800,000	-	0.0%
18	66604	5436	CUSTODIAL	CUSTODIAL-SPECIAL CLEANING FEE	40,000	40,000	-	0.0%
66604 Total					842,000	842,000	-	0.0%
18	66605	5132	GROUNDS	CLASSIFIED-P/T	38,000	40,000	(2,000)	-5.0%
18	66605	5151	GROUNDS	NON-WORK STUDY	-	1,955	(1,955)	-100.0%
18	66605	5240	GROUNDS	GEN SUPPLIES	23,000	25,318	(2,318)	-9.2%
18	66605	5249	GROUNDS	SMALL TOOLS < \$100	150	172	(22)	-12.8%
18	66605	5305	GROUNDS	BASEBALL FIELD EXPENSES	10,800	12,000	(1,200)	-10.0%
18	66605	5306	GROUNDS	SOFTBALL FIELD EXPENSE	7,500	8,500	(1,000)	-11.8%
18	66605	5351	GROUNDS	EQUIPMENT RENTAL	6,100	6,961	(861)	-12.4%
18	66605	5362	GROUNDS	EQUIP REPAIRS	13,500	15,000	(1,500)	-10.0%
18	66605	5365	GROUNDS	PARKING LOT REPAIRS	11,000	12,000	(1,000)	-8.3%
18	66605	5370	GROUNDS	TECHNOLOGY CONTRACTS	800	800	-	0.0%
18	66605	5514	GROUNDS	CELLULAR ACCESS	2,700	2,700	-	0.0%
66605 Total					113,550	125,406	(11,856)	-9.5%
18	66606	5501	UTILITIES	ELECTRICITY	781,250	781,250	-	0.0%
18	66606	5502	UTILITIES	NATURAL GAS	135,000	135,000	-	0.0%
18	66606	5503	UTILITIES	WATER/SEWER	195,000	195,000	-	0.0%
18	66606	5512	UTILITIES	TELEPHONE-LONG DIST	6,000	4,500	1,500	33.3%
66606 Total					1,117,250	1,115,750	1,500	0.1%
18	66608	5240	CONSTR	GEN SUPPLIES	19,000	21,000	(2,000)	-9.5%
18	66608	5249	CONSTR	SMALL TOOLS < \$100	1,700	2,100	(400)	-19.0%
18	66608	5266	CONSTR	PAINT & SUPPLIES	7,150	8,000	(850)	-10.6%
18	66608	5363	CONSTR	BLDG REPAIRS/REMODEL	-	28,000	(28,000)	-100.0%
18	66608	5514	CONSTR	CELLULAR ACCESS	2,500	2,500	-	0.0%
66608 Total					30,350	61,600	(31,250)	-50.7%
20	92000	5240	GLOBE THEATER	GEN SUPPLIES	250	250	-	0.0%
20	92000	5436	GLOBE THEATER	CUSTODIAL-SPECIAL CLEANING FEE	3,150	3,500	(350)	-10.0%
92000 Total					3,400	3,750	(350)	-9.3%
20	92001	5436	ANNE HATHAWAY COTTAGE	CUSTODIAL-SPECIAL CLEANING FEE	225	250	(25)	-10.0%
92001 Total					225	250	(25)	-10.0%
20	92002	5436	BLACK BOX THEATER	CUSTODIAL-SPECIAL CLEANING FEE	900	1,000	(100)	-10.0%
92002 Total					900	1,000	(100)	-10.0%
21	92101	5132	GRAB & GO	CLASSIFIED-P/T	45,000	45,000	-	0.0%
21	92101	5370	GRAB & GO	TECHNOLOGY CONTRACTS	1,326	-	1,326	n/a
21	92101	5442	GRAB & GO	INTERNAL PRINTING	50	50	-	0.0%
92101 Total					46,376	45,050	1,326	2.9%
21	92102	5699	CATERING	COST OF GOODS SOLD	8,667	12,000	(3,333)	-27.8%
92102 Total					8,667	12,000	(3,333)	-27.8%
22	92200	5151	ATH DIRECTOR	NON-WORK STUDY	500	500	-	0.0%
22	92200	5226	ATH DIRECTOR	OFFICE SUPPLIES	400	500	(100)	-20.0%
22	92200	5262	ATH DIRECTOR	UNIFORMS	31,000	35,000	(4,000)	-11.4%
22	92200	5301	ATH DIRECTOR	POSTAGE CHARGES	50	50	-	0.0%
22	92200	5311	ATH DIRECTOR	DUES & MEMBERSHIPS	300	500	(200)	-40.0%
22	92200	5318	ATH DIRECTOR	PUBLIC RELATIONS	2,000	2,700	(700)	-25.9%
22	92200	5322	ATH DIRECTOR	TRAVEL-OUTSIDE SERVICE AREA	7,000	8,000	(1,000)	-12.5%
22	92200	5383	ATH DIRECTOR	OPERATING LEASE	1,945	1,945	-	0.0%
22	92200	5407	ATH DIRECTOR	CONTRACT SERVICES	55,400	60,000	(4,600)	-7.7%

22	92200	5426	ATH DIRECTOR	PROMOTIONAL EXP	500	1,000	(500)	-50.0%
22	92200	5442	ATH DIRECTOR	INTERNAL PRINTING	100	200	(100)	-50.0%
22	92200	5470	ATH DIRECTOR	BUDG POOL POST CONF TRAVEL	37,000	40,000	(3,000)	-7.5%
	92200 Total				136,195	150,395	(14,200)	-9.4%
22	92201	5240	BASKETBALL MEN	GEN SUPPLIES	15,000	12,000	3,000	25.0%
22	92201	5325	BASKETBALL MEN	RECRUITING TRAVEL	10,000	11,000	(1,000)	-9.1%
22	92201	5333	BASKETBALL MEN	GAME TRAVEL	19,240	26,000	(6,760)	-26.0%
22	92201	5442	BASKETBALL MEN	INTERNAL PRINTING	-	100	(100)	-100.0%
	92201 Total				44,240	49,100	(4,860)	-9.9%
22	92202	5240	BASKETBALL WOMEN	GEN SUPPLIES	8,100	10,000	(1,900)	-19.0%
22	92202	5325	BASKETBALL WOMEN	RECRUITING TRAVEL	7,200	8,000	(800)	-10.0%
22	92202	5333	BASKETBALL WOMEN	GAME TRAVEL	-	28,000	(28,000)	-100.0%
22	92202	5349	BASKETBALL WOMEN	OFF CAMPUS BUS EXP	150	150	-	0.0%
	92202 Total				15,450	46,150	(30,700)	-66.5%
22	92204	5240	BASEBALL	GEN SUPPLIES	17,000	20,000	(3,000)	-15.0%
22	92204	5301	BASEBALL	POSTAGE CHARGES	50	-	50	n/a
22	92204	5325	BASEBALL	RECRUITING TRAVEL	9,000	8,000	1,000	12.5%
22	92204	5333	BASEBALL	GAME TRAVEL	26,000	28,000	(2,000)	-7.1%
22	92204	5436	BASEBALL	CUSTODIAL-SPECIAL CLEANING FEE	2,700	3,000	(300)	-10.0%
	92204 Total				54,750	59,000	(4,250)	-7.2%
22	92205	5240	SOFTBALL	GEN SUPPLIES	17,000	16,000	1,000	6.3%
22	92205	5325	SOFTBALL	RECRUITING TRAVEL	7,600	10,000	(2,400)	-24.0%
22	92205	5333	SOFTBALL	GAME TRAVEL	24,000	25,000	(1,000)	-4.0%
22	92205	5377	SOFTBALL	ATHLETIC FIELD IMPROVEMENTS	17,000	20,000	(3,000)	-15.0%
22	92205	5436	SOFTBALL	CUSTODIAL-SPECIAL CLEANING FEE	1,350	1,500	(150)	-10.0%
	92205 Total				66,950	72,500	(5,550)	-7.7%
22	92206	5240	GOLF MEN	GEN SUPPLIES	5,400	5,000	400	8.0%
22	92206	5311	GOLF MEN	DUES & MEMBERSHIPS	5,000	-	5,000	n/a
22	92206	5325	GOLF MEN	RECRUITING TRAVEL	500	500	-	0.0%
22	92206	5333	GOLF MEN	GAME TRAVEL	18,000	21,000	(3,000)	-14.3%
	92206 Total				28,900	26,500	2,400	9.1%
22	92207	5132	VOLLEYBALL	CLASSIFIED-P/T	4,500	4,500	-	0.0%
22	92207	5226	VOLLEYBALL	OFFICE SUPPLIES	300	300	-	0.0%
22	92207	5240	VOLLEYBALL	GEN SUPPLIES	9,000	10,000	(1,000)	-10.0%
22	92207	5325	VOLLEYBALL	RECRUITING TRAVEL	7,000	8,000	(1,000)	-12.5%
22	92207	5333	VOLLEYBALL	GAME TRAVEL	16,100	18,000	(1,900)	-10.6%
	92207 Total				36,900	40,800	(3,900)	-9.6%
22	92209	5240	RODEO	GEN SUPPLIES	36,400	39,500	(3,100)	-7.8%
22	92209	5301	RODEO	POSTAGE CHARGES	50	50	-	0.0%
22	92209	5311	RODEO	DUES & MEMBERSHIPS	200	300	(100)	-33.3%
22	92209	5325	RODEO	RECRUITING TRAVEL	3,000	4,500	(1,500)	-33.3%
22	92209	5333	RODEO	GAME TRAVEL	22,000	24,000	(2,000)	-8.3%
22	92209	5349	RODEO	OFF CAMPUS BUS EXP	100	200	(100)	-50.0%
22	92209	5442	RODEO	INTERNAL PRINTING	100	-	100	n/a
	92209 Total				61,850	68,550	(6,700)	-9.8%
22	92211	5240	CROSS COUNTRY WOMEN	GEN SUPPLIES	2,400	2,500	(100)	-4.0%
22	92211	5325	CROSS COUNTRY WOMEN	RECRUITING TRAVEL	1,200	1,800	(600)	-33.3%
22	92211	5333	CROSS COUNTRY WOMEN	GAME TRAVEL	6,200	6,500	(300)	-4.6%
22	92211	5442	CROSS COUNTRY WOMEN	INTERNAL PRINTING	10	40	(30)	-75.0%
	92211 Total				9,810	10,840	(1,030)	-9.5%
22	92212	5240	TRACK & FIELD	GEN SUPPLIES	700	800	(100)	-12.5%
22	92212	5325	TRACK & FIELD	RECRUITING TRAVEL	600	800	(200)	-25.0%
22	92212	5333	TRACK & FIELD	GAME TRAVEL	2,850	3,000	(150)	-5.0%
	92212 Total				4,150	4,600	(450)	-9.8%
22	92214	5132	TRAINER	CLASSIFIED-P/T	-	1,000	(1,000)	-100.0%
22	92214	5240	TRAINER	GEN SUPPLIES	17,300	22,000	(4,700)	-21.4%
22	92214	5311	TRAINER	DUES & MEMBERSHIPS	300	250	50	20.0%
22	92214	5325	TRAINER	RECRUITING TRAVEL	-	150	(150)	-100.0%
22	92214	5333	TRAINER	GAME TRAVEL	6,000	6,500	(500)	-7.7%
22	92214	5340	TRAINER	INSURANCE	125,750	125,750	-	0.0%
22	92214	5407	TRAINER	CONTRACT SERVICES	1,000	-	1,000	n/a
	92214 Total				150,350	155,650	(5,300)	-3.4%
22	92215	5240	CHEER/DANCE	GEN SUPPLIES	7,500	8,000	(500)	-6.3%
22	92215	5325	CHEER/DANCE	RECRUITING TRAVEL	500	500	-	0.0%
22	92215	5333	CHEER/DANCE	GAME TRAVEL	6,000	7,000	(1,000)	-14.3%
22	92215	5407	CHEER/DANCE	CONTRACT SERVICES	2,700	3,000	(300)	-10.0%
22	92215	5442	CHEER/DANCE	INTERNAL PRINTING	100	100	-	0.0%
	92215 Total				16,800	18,600	(1,800)	-9.7%
24	92400	5240	CAFETERIA	GEN SUPPLIES	13,000	11,575	1,425	12.3%
24	92400	5351	CAFETERIA	EQUIPMENT RENTAL	4,800	4,800	-	0.0%
24	92400	5362	CAFETERIA	EQUIP REPAIRS	5,000	5,000	-	0.0%
24	92400	5370	CAFETERIA	TECHNOLOGY CONTRACTS	12,871	11,605	1,266	10.9%
24	92400	5371	CAFETERIA	EQUIP MAINT AGREEMENT	1,600	1,600	-	0.0%
24	92400	5407	CAFETERIA	CONTRACT SERVICES	8,340	8,340	-	0.0%
24	92400	5417	CAFETERIA	INSPECTIONS, LICENSE, REG FEES	1,000	1,000	-	0.0%
24	92400	5442	CAFETERIA	INTERNAL PRINTING	80	80	-	0.0%
	92400 Total				46,691	44,000	2,691	6.1%
24	92402	5407	DEPARTMENTAL SALES	CONTRACT SERVICES	200,000	200,000	-	0.0%
	92402 Total				200,000	200,000	-	0.0%
24	92403	5407	CATERING	CONTRACT SERVICES	70,000	75,000	(5,000)	-6.7%
	92403 Total				70,000	75,000	(5,000)	-6.7%
24	92404	5407	MEAL PLANS	CONTRACT SERVICES	345,000	500,000	(155,000)	-31.0%
	92404 Total				345,000	500,000	(155,000)	-31.0%

25	92503	5240	WRANGLER HALL	GEN SUPPLIES	2,000	2,000	-	0.0%
25	92503	5362	WRANGLER HALL	EQUIP REPAIRS	4,000	4,000	-	0.0%
25	92503	5363	WRANGLER HALL	BLDG REPAIRS/REMODEL	5,000	5,000	-	0.0%
25	92503	5436	WRANGLER HALL	CUSTODIAL-SPECIAL CLEANING FEE	2,000	2,000	-	0.0%
	92503 Total				13,000	13,000	-	0.0%
25	92506	5132	CENTURY COMMONS	CLASSIFIED-P/T	15,000	15,000	-	0.0%
25	92506	5151	CENTURY COMMONS	NON-WORK STUDY	30,000	30,000	-	0.0%
25	92506	5240	CENTURY COMMONS	GEN SUPPLIES	7,500	7,500	-	0.0%
25	92506	5351	CENTURY COMMONS	EQUIPMENT RENTAL	8,500	8,500	-	0.0%
25	92506	5360	CENTURY COMMONS	EXTERMINATING	4,000	4,000	-	0.0%
25	92506	5362	CENTURY COMMONS	EQUIP REPAIRS	30,000	30,000	-	0.0%
25	92506	5363	CENTURY COMMONS	BLDG REPAIRS/REMODEL	50,000	50,000	-	0.0%
25	92506	5436	CENTURY COMMONS	CUSTODIAL-SPECIAL CLEANING FEE	9,000	9,000	-	0.0%
25	92506	5501	CENTURY COMMONS	ELECTRICITY	63,500	63,500	-	0.0%
25	92506	5502	CENTURY COMMONS	NATURAL GAS	6,500	6,500	-	0.0%
25	92506	5504	CENTURY COMMONS	CABLE TV	15,800	15,800	-	0.0%
	92506 Total				239,800	239,800	-	0.0%
26	92660	5240	FabLab	GEN SUPPLIES	1,500	1,500	-	0.0%
	92660 Total				1,500	1,500	-	0.0%
29	22602	5151	ST ACTIVITIES	NON-WORK STUDY	10,000	10,000	-	0.0%
29	22602	5226	ST ACTIVITIES	OFFICE SUPPLIES	2,000	2,066	(66)	-3.2%
29	22602	5240	ST ACTIVITIES	GEN SUPPLIES	7,500	12,427	(4,927)	-39.6%
29	22602	5270	ST ACTIVITIES	ENTERTAINMENT SUPPLY	35,000	43,906	(8,906)	-20.3%
29	22602	5301	ST ACTIVITIES	POSTAGE CHARGES	350	15	335	2233.3%
29	22602	5308	ST ACTIVITIES	INTERNAL CATERING	10,000	12,300	(2,300)	-18.7%
29	22602	5311	ST ACTIVITIES	DUES & MEMBERSHIPS	851	851	-	0.0%
29	22602	5331	ST ACTIVITIES	STUDENT TRAVEL	1,000	-	1,000	n/a
29	22602	5383	ST ACTIVITIES	OPERATING LEASE	1,085	1,085	-	0.0%
29	22602	5442	ST ACTIVITIES	INTERNAL PRINTING	2,000	2,000	-	0.0%
29	22602	5450	ST ACTIVITIES	MISC EXPENSE	16,000	14,291	1,709	12.0%
	22602 Total				85,786	98,941	(13,155)	-13.3%
29	22603	5151	INTRAMURALS	NON-WORK STUDY	2,000	2,000	-	0.0%
29	22603	5240	INTRAMURALS	GEN SUPPLIES	2,000	2,000	-	0.0%
29	22603	5311	INTRAMURALS	DUES & MEMBERSHIPS	600	600	-	0.0%
29	22603	5331	INTRAMURALS	STUDENT TRAVEL	1,350	2,000	(650)	-32.5%
	22603 Total				5,950	6,600	(650)	-9.8%
29	22604	5226	ST CONGRESS	OFFICE SUPPLIES	-	18	(18)	-100.0%
29	22604	5240	ST CONGRESS	GEN SUPPLIES	2,250	2,532	(282)	-11.1%
29	22604	5311	ST CONGRESS	DUES & MEMBERSHIPS	225	225	-	0.0%
29	22604	5331	ST CONGRESS	STUDENT TRAVEL	6,000	6,649	(649)	-9.8%
	22604 Total				8,475	9,424	(949)	-10.1%
29	22605	5151	STUDENT PROGRAMMING BOARD	NON-WORK STUDY	2,000	2,000	-	0.0%
29	22605	5240	STUDENT PROGRAMMING BOARD	GEN SUPPLIES	1,500	1,500	-	0.0%
29	22605	5270	STUDENT PROGRAMMING BOARD	ENTERTAINMENT SUPPLY	8,500	10,000	(1,500)	-15.0%
29	22605	5308	STUDENT PROGRAMMING BOARD	INTERNAL CATERING	1,000	1,000	-	0.0%
29	22605	5331	STUDENT PROGRAMMING BOARD	STUDENT TRAVEL	5,500	5,976	(476)	-8.0%
	22605 Total				18,500	20,476	(1,976)	-9.7%
29	22616	5699	CONCESSIONS	COST OF GOODS SOLD	6,000	6,000	-	0.0%
	22616 Total				6,000	6,000	-	0.0%
	Grand Total				13,769,083	13,805,284	(36,201)	-0.3%

2020-2021 Capital Requests

Dept #	Dept Name	Description	Budget
10350	Campus Police	Chevy Silverado Crew Cab Truck	35,500
10350	Campus Police	3 Motorola APX 4000 w/ext life batteries	12,173
10352	Copy & Mail Center	Fork Lift Extensions	350
10356	Facility Contracts	Polaris R20 MAA	10,000
10359	Transportation	8 Passenger Transit Van	44,000
10359	Transportation	Mini Van	32,000
10359	Transportation	Drivers Ed Car	28,000
10359	Transportation	Picoscopy Electrical testing Equipment	4,000
10359	Transportation	Toro Push Mower	800
10359	Transportation	Hedge Trimmer	400
10359	Transportation	Refrigerant Leak Detector	400
22340	Student Support Services	Laptop and office furniture	8,067
22601	Student Life	Title IV required equipment for live hearings	5,000
40203	Academic Partnerships	Step-and-repeat presentation equipment	1,311
66603	General Maint	Sports Center Generator	75,000
66603	General Maint	Century Commons Water Heater	5,000
66603	General Maint	Fine Arts Speakers	3,650
66603	General Maint	Green House Evaporative Coolers 2	800
66605	Grounds	Weed Eaters and Edgers	3,000
66605	Grounds	Baseball Field Air Compresor	200
92207	Volleyball	Carbon Fiber Net System	5,200
10370	General Institutional	Annual Furniture Replacement	50,000
92506	Century Commons	Furniture & Appliance Replacement	50,000
40101	Student LRC	Annual Faculty Request & Periodicals	48,200
GRAND TOTAL CAPITAL REQUESTS			\$ 423,051

Last Year's Capital Budget (FY2020)

468,387

Decrease over last year

\$ (45,336)

Proposed Perkins Equipment (2020-21)

Dept #	Dept Name	Description	
33680	Rad Tech	Anatomaage Table Convertible + Digital Library	81,200
33550	Criminal Justice	Laser Tech TruPoint 300	20,000
33210	Culinary Arts	Refrigerated display case	9,413
33550	Criminal Justice	VirTra V100 (Virtual Interview, De-escalation and Small Arms training) Projection System	21,000
33500	Welding	Dual Maveric 200/200X	15,575
33660	Surgical Tech	Lapsim virtual reality Laparoscopic training system and portable Kit	37,250
33500	Welding	Lincoln Electric Masterpipe Compact Profiler(CNC Pipe & Tube Cutting Solution)	60,922
33540	Fire	Fire Hose 1 3/4" (5 @ \$210)	1,050
33540	Fire	Fire Hose 2 1/2" (5 @ \$235)	1,175
33540	Fire	Fire Hose 5" (5 @ \$708)	3,540
33540	Fire	Fire Nozzle 1 1/2" Adjustable GPM Pistol Grip (2 @ \$900)	1,800
33540	Fire	Fire Nozzle 2 1/2" Adjustable GPM Pistol Grip	1,100
33691	Physical Therapist Asst	Vertical Talus Model Clubfoot Pediatrics	400
33210	Culinary Arts	Stern Products 80486 10" Paige Polished Brass lamp with Duchess Frost Shade (12 @ \$19.49)	234
33210	Culinary Arts	Choice 33 3/4" x 21" x 37" Knocked Down 18 Gauge Stainless Steel 3 Shelf Utility Cart (3 @ \$97.75)	293
33550	Criminal Justice	Arrowhead Forensic M3F Forensic Comparison Microscope (4 @ \$3,181)	12,724
33530	Cosmetology	Ring light (3 @ \$ 80)	240
33530	Cosmetology	Ring light (3 @ \$30)	90
33510	Auto/Diesel	TA-VEH-2360 SOLO ADVANTAGE CLUTCH RESET TOOL	66
33510	Auto/Diesel	TA-VEH-2380 RELEASE YOKE FREE TRAVEL TOOL (2 @ \$106)	212
33510	Auto/Diesel	TA-VEH-2410 HEIGHT ADJUSTABLE DUAL BRAKE STAND (2 @ \$1,050)	2,100
33510	Auto/Diesel	AAUART1069 INSTRUCTIONAL PLANETARY GEAR MODEL	1,325
33510	Auto/Diesel	ASL16 ATECH LAB SYSTEM	1,595
33510	Auto/Diesel	N98-Lo12-10P Planetary Gear Demon Set/ 10+BS (2 @ \$ 1,079)	2,158
33510	Auto/Diesel	TA-VEH-2400 DRIVE LINE SIMULATOR KIT	3,500
33510	Auto/Diesel	Norco 72030B, 300 lb. floor clutch jack	3,430
33510	Auto/Diesel	Latitude 7400 Business 8th Generation Intel® Core™ i5-8265U Processor	1,499
33510	Auto/Diesel	Meeting OWL Pro 360 Degree, 1080p Smart Video Conference Camera, Microphone, and Speaker	999
33595	OSET	Meeting OWL Pro 360 Degree, 1080p Smart Video Conference Camera, Microphone, and Speaker	999
33595	OSET	Biohazard Step on Waste Can, 6 gal	72
33595	OSET	16 gal. Flammable Cabinet	578
33595	OSET	Stackable, 12 gal container	426
33595	OSET	Decontamination Portable Kit	165
33595	OSET	Decontamination Kit Refill Pack	67
33595	OSET	15 gal. Blue Polyethylene Closed Head Transport Drum	60
33595	OSET	20 Gal. Black Steel Open Head Transport Drum	143
TOTAL PERKINS EQUIPMENT			<u>\$ 287,399</u>

Last Year's Perkins Equipment Budget (FY2019-20)

225,749

Increase in Perkins Equipment Budget

61,650

FACULTY SALARY SCHEDULE

September 2020 - August 20201

Reflects an increase of 1% from FY2019-2020 (inclusive of step increase, if eligible)

9-MONTH FACULTY					
Step	Instructor	Asst Professor	Assoc Prof I	Assoc Prof II	Professor
1	47,271	48,691	50,151	51,658	
2	48,012	49,454	50,937	52,467	
3	48,754	50,217	51,723	53,277	54,828
4	49,495	50,980	52,509	54,086	55,661
5	50,236	51,743	53,295	54,895	56,494
6	50,977	52,506	54,081	55,704	57,327
7	51,718	53,269	54,867	56,514	58,161
8	52,459	54,032	55,653	57,323	58,994
9	53,200	54,795	56,439	58,132	59,827
10	53,941	55,558	57,226	58,941	60,661
11	54,682	56,321	58,012	59,751	61,494
12	55,423	57,084	58,798	60,560	62,328
13	56,164	57,847	59,584	61,369	63,162
14	56,905	58,610	60,370	62,178	63,995
15	57,647	59,373	61,156	62,988	64,829
16	58,388	60,136	61,942	63,797	65,662
17	59,129	60,899	62,728	64,606	66,496
18	59,870	61,662	63,514	65,415	67,329
19	60,611	62,425	64,301	66,224	68,163
20	61,352	63,188	65,087	67,034	68,997
21	62,093	63,951	65,873	67,843	69,830
22	62,834	64,714	66,659	68,652	70,664
23	63,575	65,477	67,445	69,461	71,497
24	64,316	66,240	68,231	70,271	72,331
25	65,057	67,003	69,017	71,080	73,164
26	65,799	67,766	69,803	71,889	73,998
27	66,540	68,529	70,589	72,698	74,832
28	67,281	69,292	71,376	73,508	75,665
29	68,022	70,055	72,162	74,317	76,499
30	68,763	70,818	72,948	75,126	77,332
31	69,504	71,581	73,734	75,935	78,166
32	70,245	72,344	74,520	76,744	78,999
33	70,986	73,107	75,306	77,554	79,833
34	71,727	73,870	76,092	78,363	80,667
35	72,468	74,633	76,878	79,172	81,500
36	73,209	75,396	77,664	79,981	82,334
37	73,950	76,159	78,451	80,791	83,167
38					84,000
39					84,834
40					85,668
41					86,502
42					87,335
43					88,169
44					89,002
45					89,836
46					90,669

12-MONTH FACULTY					
Step	Instructor	Asst Professor	Assoc Prof I	Assoc Prof II	Professor
1	58,758	60,524	62,337	64,211	
2	59,679	61,472	63,314	65,217	
3	60,601	62,420	64,291	66,223	68,151
4	61,522	63,369	65,269	67,229	69,187
5	62,443	64,317	66,246	68,235	70,222
6	63,364	65,265	67,223	69,241	71,258
7	64,285	66,214	68,200	70,246	72,294
8	65,206	67,162	69,177	71,252	73,329
9	66,128	68,111	70,154	72,258	74,365
10	67,049	69,059	71,131	73,264	75,401
11	67,970	70,007	72,108	74,270	76,438
12	68,891	70,956	73,086	75,276	77,474
13	69,812	71,904	74,063	76,282	78,510
14	70,734	72,853	75,040	77,288	79,546
15	71,655	73,801	76,017	78,293	80,582
16	72,576	74,749	76,994	79,299	81,618
17	73,497	75,698	77,971	80,305	82,654
18	74,418	76,646	78,948	81,311	83,690
19	75,339	77,595	79,926	82,317	84,727
20	76,261	78,543	80,903	83,323	85,763
21	77,182	79,491	81,880	84,329	86,799
22	78,103	80,440	82,857	85,335	87,835
23	79,024	81,388	83,834	86,340	88,871
24	79,945	82,337	84,811	87,346	89,907
25	80,866	83,285	85,788	88,352	90,943
26	81,788	84,233	86,766	89,358	91,979
27	82,709	85,182	87,743	90,364	93,016
28	83,630	86,130	88,720	91,370	94,052
29	84,551	87,079	89,697	92,376	95,088
30	85,472	88,027	90,674	93,382	96,124
31	86,393	88,975	91,651	94,387	97,160
32	87,315	89,924	92,628	95,393	98,196
33	88,236	90,872	93,605	96,399	99,232
34	89,157	91,821	94,583	97,405	100,268
35	90,078	92,769	95,560	98,411	101,305
36	90,999	93,717	96,537	99,417	102,341
37	91,920	94,666	97,514	100,423	103,377
38					104,412
39					105,449
40					106,485
41					107,521
42					108,557
43					109,594
44					110,630
45					111,666
46					112,701

CLASSIFIED SALARY SCALES
September 2020 - August 2021

Reflects an increase of 1% from FY2019-2020 (inclusive of step increase, if eligible)

STEP	Secretary/ Clerk I	Secretary/ Clerk II	Secretary/ Clerk III	Secretary/ Clerk IV	Secretary/ Clerk V	Physical Plant I	Physical Plant II	Physical Plant III	Physical Plant IV	Physical Plant V	Teacher CC I	Teacher CC II	Teacher CC III	Teacher CC IV	Teacher CC V
1	22,659	24,537	26,603	28,848	31,330	25,289	27,424	29,751	32,285	35,046	23,834	25,700	27,868	30,235	32,819
2	23,098	25,016	27,124	29,417	31,950	25,784	27,962	30,338	32,925	35,743	24,295	26,203	28,417	30,833	33,469
3	23,537	25,494	27,646	29,987	32,570	26,278	28,501	30,925	33,565	36,441	24,756	26,706	28,965	31,430	34,120
4	23,976	25,973	28,167	30,556	33,189	26,773	29,040	31,511	34,204	37,138	25,218	27,209	29,514	32,028	34,771
5	24,415	26,451	28,688	31,126	33,809	27,267	29,578	32,098	34,844	37,835	25,679	27,712	30,062	32,626	35,421
6	24,854	26,929	29,210	31,695	34,429	27,762	30,117	32,685	35,483	38,533	26,392	28,340	30,598	33,061	35,748
7	25,293	27,408	29,731	32,265	35,049	28,256	30,656	33,271	36,123	39,230	26,872	28,863	31,168	33,682	36,425
8	25,732	27,886	30,253	32,834	35,669	28,750	31,194	33,858	36,762	39,927	27,352	29,387	31,739	34,304	37,102
9	26,171	28,365	30,774	33,404	36,289	29,245	31,733	34,445	37,402	40,625	27,831	29,910	32,309	34,926	37,778
10	26,610	28,843	31,296	33,973	36,909	29,739	32,272	35,031	38,041	41,322	28,311	30,433	32,880	35,547	38,455
11	27,049	29,322	31,817	34,542	37,528	30,234	32,811	35,618	38,681	42,019	28,791	30,956	33,450	36,169	39,131
12	27,488	29,800	32,339	35,112	38,148	30,728	33,349	36,205	39,320	42,717	29,270	31,479	34,021	36,791	39,808
13	27,928	30,278	32,860	35,681	38,768	31,222	33,888	36,791	39,960	43,414	29,750	32,002	34,591	37,412	40,485
14	28,367	30,757	33,382	36,251	39,388	31,717	34,427	37,378	40,599	44,112	30,230	32,525	35,162	38,034	41,161
15	28,806	31,235	33,903	36,820	40,008	32,211	34,965	37,965	41,239	44,809	30,709	33,049	35,732	38,656	41,838
16	29,245	31,714	34,425	37,390	40,628	32,706	35,504	38,551	41,879	45,506	31,189	33,572	36,303	39,277	42,515
17	29,684	32,192	34,946	37,959	41,248	33,200	36,043	39,138	42,518	46,204	31,669	34,095	36,873	39,899	43,191
18	30,123	32,671	35,468	38,528	41,867	33,694	36,581	39,724	43,158	46,901	32,148	34,618	37,443	40,520	43,868
19	30,562	33,149	35,989	39,098	42,487	34,189	37,120	40,311	43,797	47,598	32,628	35,141	38,014	41,142	44,545
20	31,001	33,627	36,511	39,667	43,107	34,683	37,659	40,898	44,437	48,296	33,108	35,664	38,584	41,764	45,221
21	31,440	34,106	37,032	40,237	43,727	35,178	38,197	41,484	45,076	48,993	33,587	36,187	39,155	42,385	45,898
22	31,879	34,584	37,554	40,806	44,347	35,672	38,736	42,071	45,716	49,690	34,067	36,711	39,725	43,007	46,574
23	32,318	35,063	38,075	41,376	44,967	36,167	39,275	42,658	46,355	50,388	34,546	37,234	40,296	43,629	47,251
24	32,757	35,541	38,596	41,945	45,587	36,661	39,814	43,244	46,995	51,085	35,026	37,757	40,866	44,250	47,928
25	33,196	36,020	39,118	42,515	46,207	37,155	40,352	43,831	47,634	51,782	35,506	38,280	41,437	44,872	48,604
26	33,635	36,498	39,639	43,084	46,826	37,650	40,891	44,418	48,274	52,480	35,985	38,803	42,007	45,494	49,281
27	34,074	36,976	40,161	43,653	47,446	38,144	41,430	45,004	48,914	53,177	36,465	39,326	42,578	46,115	49,958
28	34,514	37,455	40,682	44,223	48,066	38,639	41,968	45,591	49,553	53,874	36,945	39,849	43,148	46,737	50,634
29	34,953	37,933	41,204	44,792	48,686	39,133	42,507	46,178	50,193	54,572	37,424	40,373	43,719	47,358	51,311
30	35,392	38,412	41,725	45,362	49,306	39,627	43,046	46,764	50,832	55,269	37,904	40,896	44,289	47,980	51,987
31	35,831	38,890	42,247	45,931	49,926	40,122	43,584	47,351	51,472	55,966	38,384	41,419	44,860	48,602	52,664
32	36,270	39,369	42,768	46,501	50,546	40,616	44,123	47,938	52,111	56,664	38,863	41,942	45,430	49,223	53,341
33	36,709	39,847	43,290	47,070	51,165	41,111	44,662	48,524	52,751	57,361	39,343	42,465	46,001	49,845	54,017
34	37,148	40,325	43,811	47,639	51,785	41,605	45,200	49,111	53,390	58,058	39,823	42,988	46,571	50,467	54,694
35	37,587	40,804	44,333	48,209	52,405	42,100	45,739	49,698	54,030	58,756	40,302	43,512	47,141	51,088	55,371