



ODESSA COLLEGE
QUARTERLY INVESTMENT REPORT
 Quarter Ending: August 31, 2022



TEXAS PUBLIC FUNDS INVESTMENT ACT

To the best of my knowledge, the investment portfolio of the District, at August 31, 2022, and the investment transactions entered into during the quarter then ended are in compliance with the Texas Public Funds Investment Act.

The investments of the District comply with the investment objectives and strategies as expressed in the Odessa Junior College District Investment Policy.

All business organizations that have sold investments to Odessa College during the quarter have executed a written instrument stating that they meet the requirements of the District's Investment Policy.

Market Value Source: Frost Bank

Asset Class	Face Amount/Shares	Market Value	Book Value	% of Portfolio	YTM @ Cost	Days To Maturity
CDs	2,483,000.00	2,326,382.37	2,483,000.00	2.77	1.01	1,005
Corporate Bonds	11,000,000.00	10,443,426.00	11,276,918.69	12.60	1.09	1,059
Muni Bonds	40,045,000.00	38,746,280.80	40,434,697.19	45.18	1.43	755
Public LGIP	18,083,345.96	18,083,345.96	18,083,345.96	20.20	2.30	1
U S Treasuries	2,000,000.00	1,963,906.00	2,045,429.89	2.29	0.56	532
US Agency	15,188,000.00	14,177,292.39	15,181,411.40	16.96	1.20	1,064
Total / Average	88,799,345.96	85,740,633.52	89,504,803.13	100.00	1.49	695

 Brandy Ham, Chief Financial Officer

 Date

 Kristi Gibbs, Controller

 Date

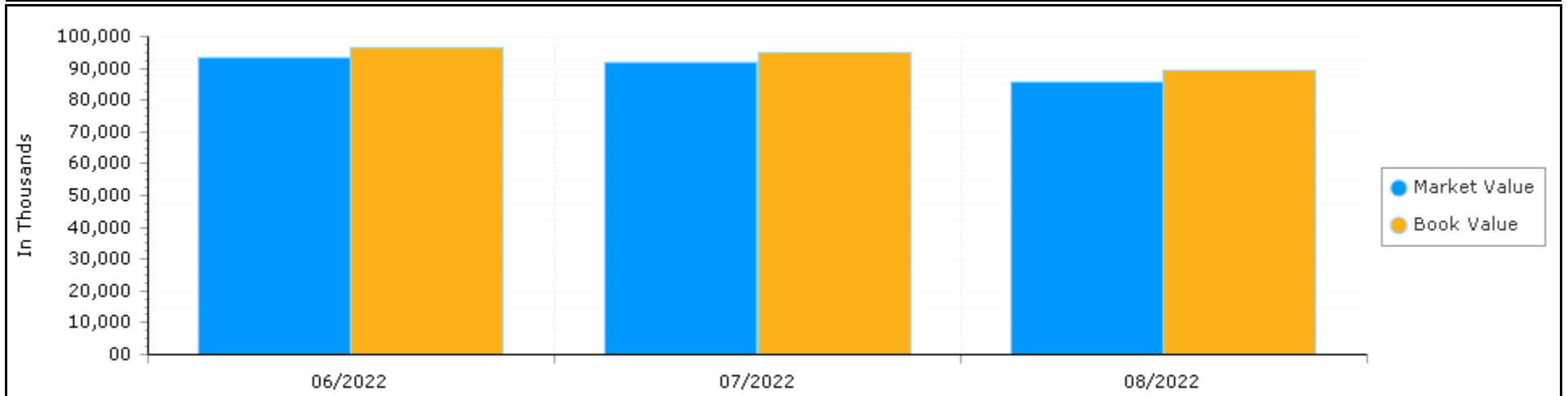


Odessa College Portfolio Summary by Month All Portfolios

Begin Date: 6/30/2022, End Date: 8/31/2022

Month	Market Value	Book Value	Unrealized Gain/Loss	YTM @ Cost	YTM @ Market	Duration	Days To Maturity
6/30/2022	93,116,640.70	96,351,977.77	-3,235,337.07	1.26	2.70	1.84	692
7/31/2022	91,754,095.05	94,647,418.42	-2,893,323.37	1.38	2.75	1.81	681
8/31/2022	85,740,633.52	89,504,803.13	-3,764,169.61	1.50	3.39	1.86	695
Total / Average	90,203,789.76	93,501,399.77	-3,297,610.02	1.38	2.93	1.84	689

Market Value / Book Value Comparison





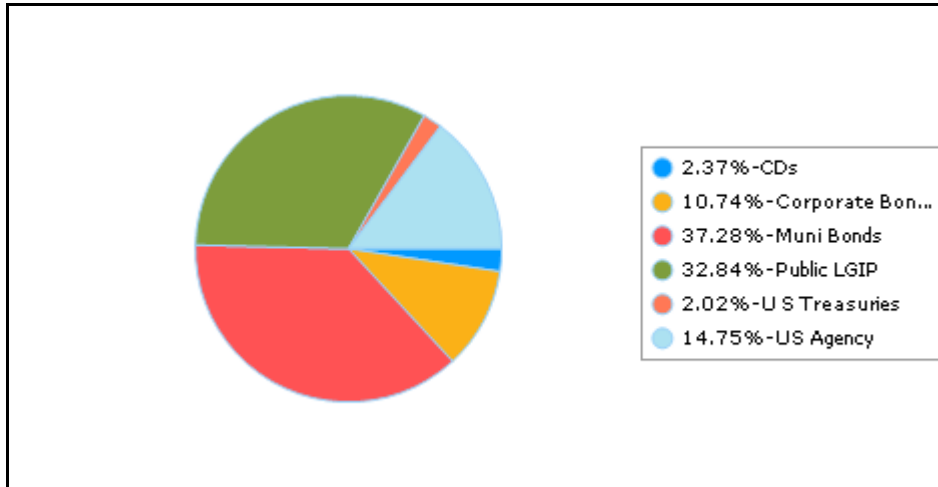
Odessa College Distribution by Asset Class - Market Value All Portfolios

Begin Date: 5/31/2022, End Date: 8/31/2022

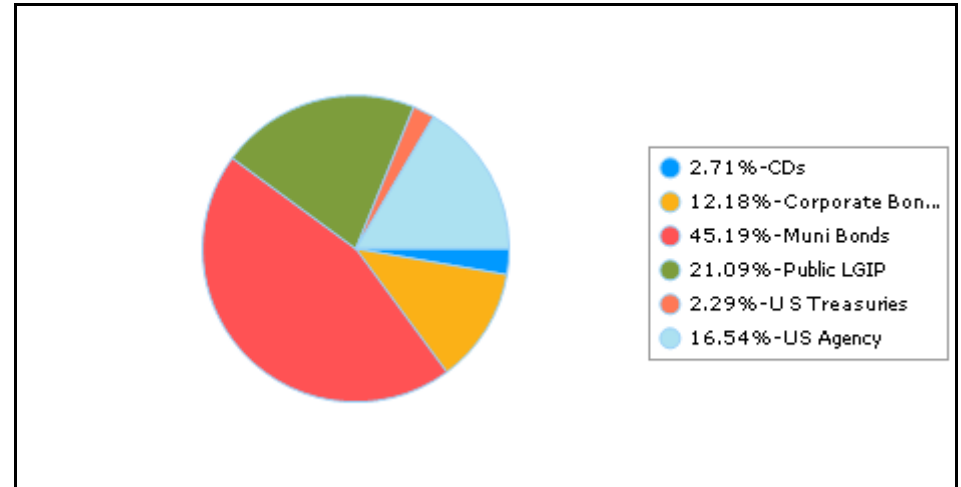
Asset Class Allocation

Asset Class	Market Value 5/31/2022	% of Portfolio 5/31/2022	Market Value 8/31/2022	% of Portfolio 8/31/2022
CDs	2,339,005.07	2.37	2,326,382.37	2.71
Corporate Bonds	10,615,972.00	10.74	10,443,426.00	12.18
Muni Bonds	36,835,693.65	37.28	38,746,280.80	45.19
Public LGIP	32,449,068.72	32.84	18,083,345.96	21.09
U S Treasuries	1,992,031.00	2.02	1,963,906.00	2.29
US Agency	14,570,646.66	14.75	14,177,292.39	16.54
Total / Average	98,802,417.10	100.00	85,740,633.52	100.00

Portfolio Holdings as of 5/31/2022



Portfolio Holdings as of 8/31/2022



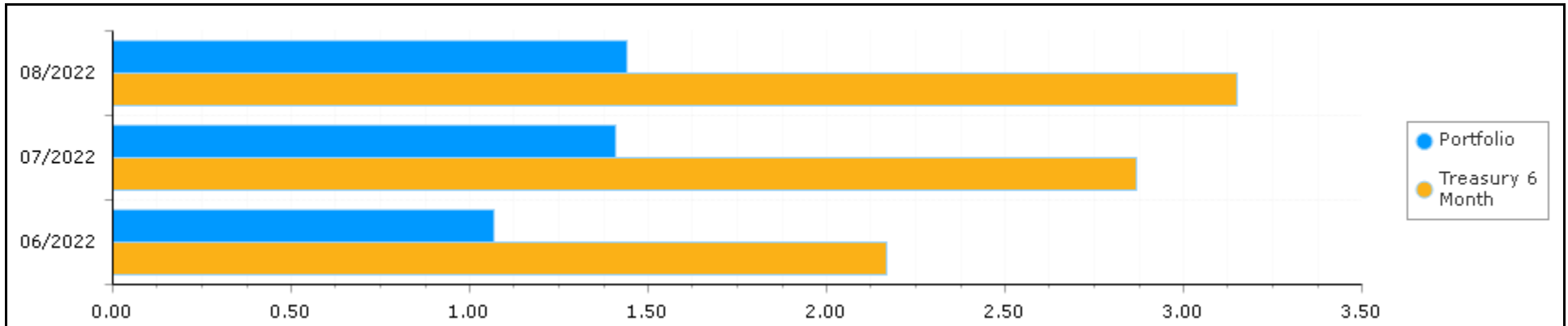


Odessa College Total Rate of Return - Book Value by Month All Portfolios

Begin Date: 6/30/2022, End Date: 8/31/2022

Month	Beginning BV + Accrued Interest	Interest Earned During Period-BV	Realized Gain/Loss-BV	Investment Income-BV	Average Capital Base-BV	TRR-BV	Annualized TRR-BV	Treasury 6 Month
6/30/2022	101,955,953.27	97,677.51	-5,824.02	91,853.49	103,137,636.79	0.09	1.07	2.17
7/31/2022	96,719,774.86	112,564.41	0.00	112,564.41	96,110,042.29	0.12	1.41	2.87
8/31/2022	95,070,263.89	111,713.84	0.00	111,713.84	93,971,682.94	0.12	1.44	3.15
Total/Average	101,955,953.27	321,955.76	-5,824.02	316,131.74	97,689,559.15	0.32	1.30	2.73

Annualized TRR-BV



TRR-BV: Total Rate of Return - Book Value Benchmark: US Treasury 6 Month
Interest Earned: Quarterly \$ 321,956/Fiscal YTD:\$937,159



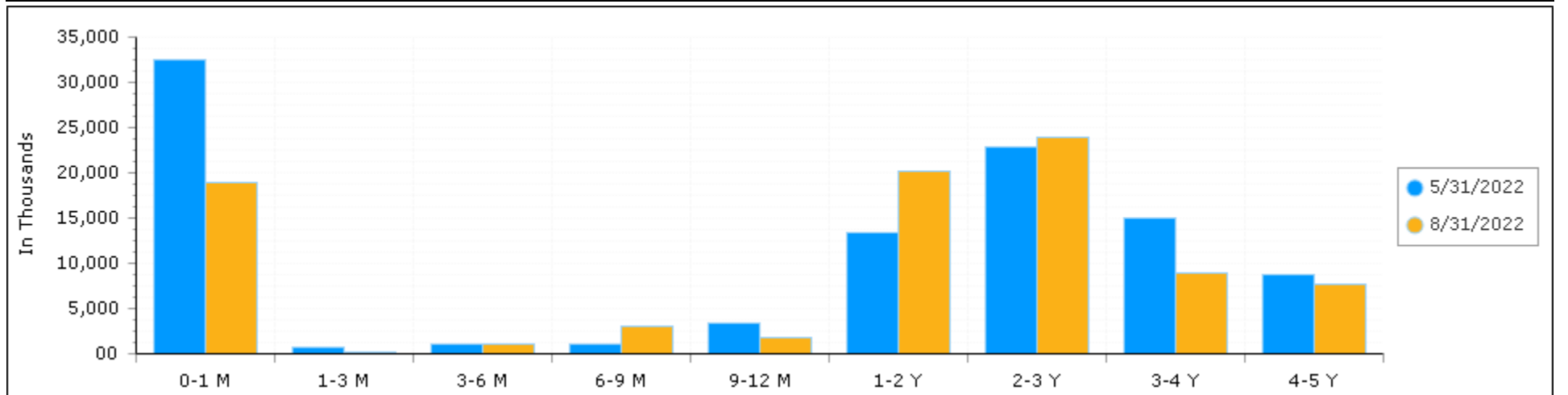
Odessa College Distribution by Maturity Range - Market Value All Portfolios

Begin Date: 5/31/2022, End Date: 8/31/2022

Maturity Range Allocation

Maturity Range	Market Value 5/31/2022	% of Portfolio 5/31/2022	Market Value 8/31/2022	% of Portfolio 8/31/2022
0-1 Month	32,449,068.72	32.84	18,938,345.96	22.09
1-3 Months	748,198.50	0.76	251,247.50	0.29
3-6 Months	1,106,131.65	1.12	999,446.10	1.17
6-9 Months	1,005,711.70	1.02	3,001,565.34	3.50
9-12 Months	3,442,040.71	3.48	1,717,583.55	2.00
1-2 Years	13,410,082.00	13.57	20,203,193.15	23.56
2-3 Years	22,770,381.84	23.05	23,959,156.47	27.94
3-4 Years	15,083,874.38	15.27	8,904,183.65	10.39
4-5 Years	8,786,927.60	8.89	7,765,911.80	9.06
Total / Average	98,802,417.10	100.00	85,740,633.52	100.00

Portfolio Holdings





Odessa College Portfolio Holdings by Portfolio Name All Portfolios

Date: 8/31/2022

Description	Face Amount / Shares	Settlement Date	Cost Value	Market Price	Market Value	% Portfolio	Credit Rating	Days To Call/Maturity
CUSIP		YTM @ Cost	Book Value	YTM @ Market	Accrued Interest	Unre. Gain/Loss	Credit Rating	Duration To Maturity
Construction - Liquid Assets								
LOGIC LGIP		8/26/2021	1,738,951.83	100.00	1,738,951.83	1.94%	None	1
LGIP7030	1,738,951.83	2.16	1,738,951.83	2.16		0.00	None	0
			1,738,951.83		1,738,951.83	1.94%		1
Sub Total Construction - Liquid Assets	1,738,951.83	2.16	1,738,951.83	2.16		0.00		0
Construction-Fixed Income								
Apple Inc 3.2 5/13/2025		1/5/2022	1,067,962.12	98.73	987,344.00	1.18%	Moodys-Aaa	986
037833BG4	1,000,000.00	1.13	1,054,747.26	3.70	9,600.00	-67,403.26	S&P-AA+	2.58
Chevron USA Inc. 3.9 11/15/2024-24		10/29/2021	4,347,800.00	100.90	4,036,036.00	4.75%	Moodys-Aa2	715
166756AP1	4,000,000.00	0.99	4,252,178.44	3.47	45,933.33	-216,142.44	S&P-AA-	2.11
FHLB 1.06 7/25/2024-22		1/25/2022	2,000,000.00	95.09	1,901,838.00	2.23%	Moodys-Aaa	25
3130AQGZ0	2,000,000.00	1.06	2,000,000.00	3.76	2,120.00	-98,162.00	S&P-AA+	1.88
FHLB 1.45 11/23/2026-21		11/23/2021	3,600,000.00	91.13	3,280,510.80	4.02%	S&P-AA+	23
3130APPL3	3,600,000.00	1.45	3,600,000.00	3.74	14,210.00	-319,489.20	NR	4.09
FHLB 1.5 1/14/2027-22		1/14/2022	1,000,000.00	91.07	910,655.00	1.12%	Moodys-Aaa	1597
3130AQEW9	1,000,000.00	1.50	1,000,000.00	3.74	1,958.33	-89,345.00	S&P-AA+	4.23
Florida St Brd Admin Fin Corp 1.258 7/1/2025		3/28/2022	2,156,220.00	92.71	2,086,020.00	2.42%	S&P-AA	1035
341271AD6	2,250,000.00	2.60	2,168,503.53	4.00	4,717.50	-82,483.53	Moodys-Aa3	2.78
Florida St Mun Pwr Agy Rev 3.059 10/1/2025		11/23/2021	1,074,520.00	97.48	974,820.00	1.18%	Moodys-A2	1127
342816P90	1,000,000.00	1.08	1,059,647.76	3.93	12,745.83	-84,827.76	Fitch-AA-	2.93
Miami Dade Cnty FL 1.154 10/1/2025		3/10/2022	1,445,404.30	91.33	1,360,742.50	1.62%	S&P-A+	1127
59333NU27	1,490,000.00	2.03	1,451,368.67	4.18	7,164.42	-90,626.17	NR	3.02
Miami Dade Cnty FL 1.471 10/1/2026		2/23/2022	970,370.00	89.66	896,610.00	1.09%	S&P-A+	1492
59333NS95	1,000,000.00	2.15	973,701.39	4.26	6,129.17	-77,091.39	NR	3.94
New York Life Global FDG 0.95 6/24/2025		10/29/2021	2,983,920.00	91.40	2,741,910.00	3.34%	Moodys-Aaa	1028
64952WDQ3	3,000,000.00	1.10	2,987,608.52	4.22	5,304.17	-245,698.52	S&P-AA+	2.78



Odessa College Portfolio Holdings by Portfolio Name All Portfolios

Date: 8/31/2022

Description	Face Amount / Shares	Settlement Date	Cost Value	Market Price	Market Value	% Portfolio	Credit Rating	Days To Call/Maturity
CUSIP		YTM @ Cost	Book Value	YTM @ Market	Accrued Interest	Unre. Gain/Loss	Credit Rating	Duration To Maturity
Pomona CA Pension Oblig 4 8/1/2024		2/23/2022	790,477.50	100.00	750,022.50	0.87%	S&P-AA-	701
73208PBE0	750,000.00	1.73	781,881.72	4.00	2,500.00	-31,859.22	NR	1.86
Royal Bank of Canada 1.05 9/14/2026		10/29/2021	2,978,730.00	89.27	2,678,136.00	3.33%	Moodys-Aaa	1475
780082AH6	3,000,000.00	1.20	2,982,384.47	3.95	14,612.50	-304,248.47	S&P-AAA	3.94
South Carolina St Pub Svc Auth 2.388 12/1/2023		11/1/2021	3,114,030.00	98.12	2,943,570.00	3.43%	Moodys-A2	457
83715WM7	3,000,000.00	0.55	3,068,568.04	3.94	17,910.00	-124,998.04	S&P-A	1.23
T-Bond 1.75 6/30/2024		11/18/2021	1,027,440.08	97.00	969,961.00	1.14%	NR	669
9128286Z8	1,000,000.00	0.69	1,019,222.42	3.46	2,948.37	-49,261.42	NR	1.81
T-Bond 2.875 9/30/2023		11/18/2021	1,045,183.00	99.39	993,945.00	1.15%	NR	395
9128285D8	1,000,000.00	0.44	1,026,207.47	3.45	12,018.44	-32,262.47	NR	1.06
			29,602,057.00		27,512,120.80	32.87%		776
Sub Total Construction-Fixed Income	29,090,000.00	1.26	29,426,019.69	3.84	159,872.06	-1,913,898.89		2.72
Debt Service - Liquid Assets								
TexPool - Prime LGIP		4/30/2017	573,340.89	100.00	573,340.89	0.64%	NR	1
LGIP0003P	573,340.89	2.30	573,340.89	2.30		0.00	NR	0
TexPool - Prime LGIP		4/30/2017	291,099.49	100.00	291,099.49	0.33%	NR	1
LGIP0007P	291,099.49	2.30	291,099.49	2.30		0.00	NR	0
TexPool - Prime LGIP		4/30/2017	163,000.68	100.00	163,000.68	0.18%	NR	1
LGIP0005P	163,000.68	2.30	163,000.68	2.30		0.00	NR	0
TexPool - Prime LGIP		4/30/2017	2,368,143.46	100.00	2,368,143.46	2.65%	NR	1
LGIP0001P	2,368,143.46	2.30	2,368,143.46	2.30		0.00	NR	0
Texpool-Prime LGIP		12/16/2021	416,482.83	100.00	416,482.83	0.47%	NR	1
LGIP0006P	416,482.83	2.30	416,482.83	2.30		0.00	NR	0
			3,812,067.35		3,812,067.35	4.27%		1
Sub Total Debt Service - Liquid Assets	3,812,067.35	2.30	3,812,067.35	2.30		0.00		0
Pooled Operating - Fixed Income								



Odessa College Portfolio Holdings by Portfolio Name All Portfolios

Date: 8/31/2022

Description	Face Amount / Shares	Settlement Date	Cost Value	Market Price	Market Value	% Portfolio	Credit Rating	Days To Call/Maturity
CUSIP		YTM @ Cost	Book Value	YTM @ Market	Accrued Interest	Unre. Gain/Loss	Credit Rating	Duration To Maturity
Ally Bank CD 1.2 2/10/2025		2/10/2022	248,000.00	94.83	235,176.17	0.28%	NR	894
02007GNN9	248,000.00	1.20	248,000.00	3.43	171.22	-12,823.83	NR	2.41
Amarillo Dev Ref 2.787 8/15/2024		2/11/2022	374,256.40	98.13	358,181.80	0.42%	S&P-AA-	715
023026CM7	365,000.00	1.75	372,225.25	3.79	452.11	-14,043.45	NR	1.91
Amarillo TX Economic Dev Corp 2.657 8/15/2023		5/8/2019	602,082.00	99.02	594,144.00	0.67%	S&P-AA-	349
023026CL9	600,000.00	2.57	600,465.78	3.71	708.53	-6,321.78	NR	0.95
Austin TX Cmnty College Dist Rev 0.933 2/1/2025		1/25/2021	508,595.00	93.29	466,435.00	0.56%	Moody's-Aa3	885
052404QF0	500,000.00	0.50	505,181.59	3.87	388.75	-38,746.59	S&P-AA-	2.39
Ayersville OH Local Sch Dist 5 11/1/2024		6/23/2020	573,505.00	101.47	507,325.00	0.6%	S&P-AA	793
054717DN0	500,000.00	1.50	536,613.99	4.28	8,333.33	-29,288.99	NR	2.05
Beal Bank CD 0.9 1/22/2025		1/26/2022	248,000.00	94.23	233,693.38	0.28%	NR	875
07371AVM2	248,000.00	0.90	248,000.00	3.43	220.14	-14,306.62	NR	2.37
Berkeley Cnty S C Sch Dist 2.35 3/1/2023		2/4/2021	286,651.75	99.39	273,308.75	0.31%	S&P-AA	182
084203WV6	275,000.00	0.30	277,808.77	3.60	3,231.25	-4,500.02	Moody's-Aa1	0.49
BMW CD 1.25 2/11/2025		2/11/2022	248,000.00	94.94	235,450.95	0.28%	NR	895
05580AH72	248,000.00	1.25	248,000.00	3.43	169.86	-12,549.05	NR	2.41
Brownsville Tex Indpt Sch Dist 4 2/15/2026		4/14/2022	1,043,320.00	100.48	1,004,800.00	1.16%	Moody's-Aaa	1264
116421H35	1,000,000.00	2.80	1,039,028.14	3.85	1,777.78	-34,228.14	Fitch-AAA	3.26
Carson CA Pension Obligation 1.823 1/15/2025		8/28/2020	776,385.00	95.07	712,987.50	0.85%	S&P-AA-	868
14574AAC8	750,000.00	1.00	764,304.92	4.02	1,747.04	-51,317.42	NR	2.33
Clinton TWP NJ 3 3/15/2023		3/17/2021	448,234.75	100.35	426,504.50	0.48%	Moody's-Aa3	196
188612HD0	425,000.00	0.25	431,255.51	2.33	5,879.17	-4,751.01	NR	0.53
CY-Champ TX Public Utility Dist Ref-Ser A 3 3/1/20		3/31/2021	112,400.40	100.56	105,592.20	0.12%	S&P-AA	548
232425RX8	105,000.00	0.56	108,804.33	2.61	1,575.00	-3,212.13	NR	1.46



Odessa College Portfolio Holdings by Portfolio Name All Portfolios

Date: 8/31/2022

Description	Face Amount / Shares	Settlement Date	Cost Value	Market Price	Market Value	% Portfolio	Credit Rating	Days To Call/Maturity
CUSIP		YTM @ Cost	Book Value	YTM @ Market	Accrued Interest	Unre. Gain/Loss	Credit Rating	Duration To Maturity
CY-Champ TX Public Utility Dist Ref-Ser A 3 3/1/20		3/31/2021	176,041.60	100.85	161,353.60	0.19%	S&P-AA	1278
232425RN0	160,000.00	0.91	171,414.90	2.75	2,400.00	-10,061.30	NR	3.3
CY-Champ TX Public Utility Dist Ref-Ser A 3 3/1/20		3/31/2021	119,489.70	100.77	110,848.10	0.13%	S&P-AA	913
232425RY6	110,000.00	0.76	116,054.57	2.68	1,650.00	-5,206.47	NR	2.39
CY-Champ TX Public Utility Dist Ref-Ser A 3 3/1/20		3/31/2021	168,371.85	100.77	156,195.05	0.18%	S&P-AA	913
232425RM2	155,000.00	0.76	163,531.45	2.68	2,325.00	-7,336.40	NR	2.39
CY-Champ TX Public Utility Dist Ref-Ser A 3 3/1/20		3/31/2021	264,062.40	100.85	242,030.40	0.29%	Moodys-A1	1278
232425RZ3	240,000.00	0.91	257,122.35	2.75	3,600.00	-15,091.95	S&P-AA	3.3
CY-Champ TX Public Utility Dist Ref-Ser A 3 3/1/20		3/31/2021	104,919.00	100.33	100,331.00	0.11%	S&P-AA	182
232425RK6	100,000.00	0.42	101,278.94	2.33	1,500.00	-947.94	NR	0.49
Dist of Columbia 1.817 4/1/2025		8/13/2020	673,978.50	93.71	609,121.50	0.74%	Moodys-A2	944
25483VXA7	650,000.00	1.00	663,378.08	4.42	4,921.04	-54,256.58	S&P-A+	2.51
Dumas Tex ISD 4 2/1/2024		4/7/2020	666,806.80	102.32	619,054.15	0.7%	Moodys-Aa2	519
264669GD8	605,000.00	1.25	627,994.79	2.32	2,016.67	-8,940.64	NR	1.39
El Paso TX Muni Drain Utility Sys 5 3/1/2024		4/8/2021	521,745.80	103.78	477,392.60	0.55%	S&P-AA+	548
283791EE7	460,000.00	0.34	491,981.76	2.42	11,500.00	-14,589.16	NR	1.43
Enerbank USA 1.25 4/29/2025		4/29/2020	248,000.00	94.50	234,359.01	0.28%	NR	972
29278TNX4	248,000.00	1.25	248,000.00	3.43	1,053.15	-13,640.99	NR	2.61
Fayette Ohio Loc Sch Dist 3 12/1/2022		4/15/2021	52,190.00	100.17	50,084.00	0.06%	Moodys-Aa2	92
312604BG5	50,000.00	0.30	50,338.62	2.31	375.00	-254.62	NR	0.25
Fayette Ohio Loc Sch Dist 3 12/1/2023		4/15/2021	58,719.10	100.64	55,353.65	0.06%	Moodys-Aa2	457
312604BH3	55,000.00	0.41	56,770.45	2.47	412.50	-1,416.80	NR	1.23
Fayette Ohio Loc Sch Dist 3 12/1/2024		4/15/2021	119,541.40	101.04	111,146.20	0.13%	Moodys-Aa2	823
312604BJ9	110,000.00	0.58	115,922.00	2.52	825.00	-4,775.80	NR	2.18



Odessa College Portfolio Holdings by Portfolio Name All Portfolios

Date: 8/31/2022

Description	Face Amount / Shares	Settlement Date	Cost Value	Market Price	Market Value	% Portfolio	Credit Rating	Days To Call/Maturity
CUSIP		YTM @ Cost	Book Value	YTM @ Market	Accrued Interest	Unre. Gain/Loss	Credit Rating	Duration To Maturity
FFCB 1.04 1/25/2024-22		1/25/2022	1,000,000.00	96.31	963,058.00	1.12%	NR	25
3133ENLY4	1,000,000.00	1.04	1,000,000.00	3.77	1,040.00	-36,942.00	NR	1.39
FFCB 1.71 1/2/2024		2/11/2022	1,002,965.80	97.77	977,710.00	1.12%	NR	489
3133ELFW9	1,000,000.00	1.55	1,002,101.85	3.43	2,802.50	-24,391.85	NR	1.32
FHLB Step 2/18/2025-21		2/18/2021	1,000,000.00	92.24	922,419.00	1.12%	Moodys-Aaa	79
3130AKXL5	1,000,000.00	0.38	1,000,000.00	3.78	126.39	-77,581.00	S&P-AA+	2.45
FHLB Step 5/12/2026-21		5/12/2021	3,000,000.00	92.01	2,760,249.00	3.35%	S&P-AA+	1350
3130AMA93	3,000,000.00	1.26	3,000,000.00	3.83	6,812.50	-239,751.00	NR	3.63
FHLB Step 5/26/2026-21		5/26/2021	500,000.00	91.68	458,394.00	0.56%	S&P-AA+	1364
3130AMGG1	500,000.00	1.15	500,000.00	3.73	791.67	-41,606.00	NR	3.67
FHLB Step 8/16/2024-22		2/16/2021	1,000,000.00	93.58	935,828.00	1.12%	Moodys-Aaa	77
3130AL6V1	1,000,000.00	0.26	1,000,000.00	3.76	93.75	-64,172.00	S&P-AA+	1.95
FHLMC 0.375 4/20/2023		3/25/2022	1,073,353.59	98.04	1,066,630.59	1.21%	S&P-AA+	232
3137EAEQ8	1,088,000.00	1.65	1,079,309.55	3.52	1,484.67	-12,678.96	Moodys-Aaa	0.64
Flagstar Bank FSB 1.15 4/29/2025		4/29/2020	248,000.00	94.25	233,733.06	0.28%	NR	972
33847E3D7	248,000.00	1.15	248,000.00	3.43	968.90	-14,266.94	NR	2.62
Frisco Tex Comnty Dev Corp 1.35 2/15/2025		3/1/2022	1,322,714.00	94.14	1,261,435.80	1.48%	S&P-AA	899
358781DL3	1,340,000.00	1.80	1,325,637.60	3.88	804.00	-64,201.80	NR	2.42
Gatesville TX TXBL-REF 0.32 9/1/2022		3/10/2021	95,000.00	100.00	95,000.00	0.11%	S&P-AA	1
367532KC1	95,000.00	0.32	95,000.00	0.00	152.00	0.00	NR	0
Gatesville TX TXBL-REF 0.42 9/1/2023		3/10/2021	90,000.00	96.83	87,147.00	0.1%	S&P-AA	366
367532KD9	90,000.00	0.42	90,000.00	3.68	189.00	-2,853.00	NR	1
Gatesville TX TXBL-REF 0.57 9/1/2024		3/10/2021	125,000.00	93.98	117,476.25	0.14%	S&P-AA	732
367532KE7	125,000.00	0.57	125,000.00	3.72	356.25	-7,523.75	NR	1.99



Odessa College Portfolio Holdings by Portfolio Name All Portfolios

Date: 8/31/2022

Description	Face Amount / Shares	Settlement Date	Cost Value	Market Price	Market Value	% Portfolio	Credit Rating	Days To Call/Maturity
CUSIP		YTM @ Cost	Book Value	YTM @ Market	Accrued Interest	Unre. Gain/Loss	Credit Rating	Duration To Maturity
Gatesville TX TXBL-REF 0.77 9/1/2025		3/10/2021	125,000.00	91.48	114,343.75	0.14%	S&P-AA	1097
367532KF4	125,000.00	0.77	125,000.00	3.80	481.25	-10,656.25	NR	2.96
Goldman Sachs 0.8 11/10/2025		11/10/2021	248,000.00	92.06	228,304.34	0.28%	NR	1167
38149MJ46	248,000.00	0.80	248,000.00	3.45	614.22	-19,695.66	NR	3.15
Hale County TX 3 2/15/2023		5/7/2019	254,465.00	99.75	249,372.50	0.28%	S&P-AA-	168
405468CT4	250,000.00	2.50	250,543.57	3.56	333.33	-1,171.07	None	0.46
Harris Cnty TX MUD #542 4.5 4/1/2025		8/27/2020	172,786.50	104.35	156,520.50	0.18%	S&P-AA	944
41428VBB4	150,000.00	1.10	162,819.10	2.75	2,812.50	-6,298.60	NR	2.43
Hawthorne Calif CTFS Partn 3.15 8/1/2024		6/2/2020	492,443.80	98.44	452,819.40	0.53%	S&P-AA	701
420507CL7	460,000.00	1.40	474,952.73	4.00	1,207.50	-22,133.33	NR	1.87
Hays ISD Ref 3 2/15/2023		3/18/2020	324,988.50	100.33	311,007.50	0.35%	Moodys-Aa2	168
4211103A3	310,000.00	1.30	312,366.61	2.28	413.33	-1,359.11	NR	0.46
Hutto TX TXBL Ref Ser B 2 8/1/2026		1/6/2022	533,759.20	93.24	484,837.60	0.59%	S&P-AA	1431
448474TQ9	520,000.00	1.40	531,804.21	3.88	866.67	-46,966.61	NR	3.77
JP Morgan Chase 0.6 10/30/2025-21		4/30/2021	249,000.00	91.53	227,920.91	0.28%	NR	1156
48128UV97	249,000.00	0.60	249,000.00	3.45	503.46	-21,079.09	NR	3.13
Kansas City MO SPL 3.501 4/1/2024		8/28/2020	244,386.00	99.55	223,983.00	0.26%	Moodys-A1	579
485106SQ2	225,000.00	1.05	233,555.25	3.80	3,282.19	-9,572.25	S&P-AA-	1.53
Kronenwetter WI Ref Ser A 4 4/1/2023		2/3/2021	610,635.05	100.94	570,316.65	0.65%	S&P-AA-	213
50105RFG9	565,000.00	0.25	577,351.04	2.36	9,416.67	-7,034.39	NR	0.57
La Quinta CA Redev Agy Successor Agy Tax Alloc 0.2		4/14/2021	760,000.00	100.00	760,000.00	0.85%	S&P-AA-	1
50420BDB5	760,000.00	0.29	760,000.00	0.00	1,086.80	0.00	NR	0
La Quinta CA Redev Agy Successor Agy Tax Alloc 0.4		4/14/2021	540,000.00	96.54	521,326.80	0.6%	S&P-AA-	366
50420BDC3	540,000.00	0.46	540,000.00	4.02	1,231.20	-18,673.20	NR	1



Odessa College Portfolio Holdings by Portfolio Name All Portfolios

Date: 8/31/2022

Description	Face Amount / Shares	Settlement Date	Cost Value	Market Price	Market Value	% Portfolio	Credit Rating	Days To Call/Maturity
CUSIP		YTM @ Cost	Book Value	YTM @ Market	Accrued Interest	Unre. Gain/Loss	Credit Rating	Duration To Maturity
La Quinta CA Redev Agy Successor Agy Tax Alloc 0.6		4/14/2021	1,000,000.00	93.66	936,580.00	1.12%	S&P-AA-	732
50420BDD1	1,000,000.00	0.69	1,000,000.00	4.02	3,440.00	-63,420.00	NR	1.98
Lancaster CA 2.625 8/1/2024		7/30/2020	319,080.00	97.41	292,227.00	0.35%	S&P-AA	701
513802CH9	300,000.00	1.00	309,142.23	4.04	656.25	-16,915.23	NR	1.88
Laredo College TX Comb Fee Rev 2.405 8/1/2025		11/12/2020	264,960.00	95.92	239,797.50	0.29%	Moody's-A2	1066
51677QAK3	250,000.00	1.10	259,255.58	3.90	501.04	-19,458.08	S&P-AA	2.83
Licking Cnty OH 4 12/1/2024		5/7/2020	200,293.20	103.39	186,102.00	0.21%	S&P-AA	823
531643VK7	180,000.00	1.44	190,006.77	2.44	1,800.00	-3,904.77	NR	2.16
Maryland St Stad Auth Rev 5 5/1/2023		4/27/2020	617,182.20	101.71	564,473.85	0.64%	Moody's-Aa3	243
574296BD0	555,000.00	1.20	568,749.11	2.40	9,250.00	-4,275.26	S&P-AA-	0.65
Morgan Stanley Bank CD 1 5/28/2025		5/28/2020	249,000.00	93.70	233,302.04	0.28%	Moody's-A1	1001
61765QP37	249,000.00	1.00	249,000.00	3.42	20.47	-15,697.96	S&P-A+	2.71
Morgan Stanley Pvt Bk CD 0.95 7/19/2025-23		1/19/2022	248,000.00	93.20	231,140.71	0.28%	NR	141
61768U3P0	248,000.00	0.95	248,000.00	3.45	277.56	-16,859.29	NR	2.85
National City CA Pension 0.654 11/1/2023		11/16/2021	2,000,000.00	95.80	1,916,080.00	2.23%	S&P-AA-	427
63540QAB3	2,000,000.00	0.65	2,000,000.00	4.38	10,355.00	-83,920.00	NR	1.16
New Hampshire St Business Fin Auth 1.05 4/1/2024-2		4/1/2021	85,000.00	96.91	82,376.90	0.09%	S&P-A	213
644684EX6	85,000.00	1.05	85,000.00	3.06	371.88	-2,623.10	None	1.57
Newport KY 2 2/1/2024		4/6/2021	172,345.80	98.94	163,257.60	0.19%	S&P-AA	519
651894HK6	165,000.00	0.41	168,697.84	2.77	275.00	-5,440.24	NR	1.4
Newport KY 2 2/1/2025		4/6/2021	463,223.20	97.90	430,746.80	0.51%	S&P-AA	885
651894HL4	440,000.00	0.60	454,711.91	2.91	733.33	-23,965.11	NR	2.37
Niagara NY 2 2/1/2023		2/10/2021	402,963.60	99.74	388,982.10	0.44%	Moody's-A2	154
653539KR6	390,000.00	0.31	392,768.92	2.63	650.00	-3,786.82	NR	0.42



Odessa College Portfolio Holdings by Portfolio Name All Portfolios

Date: 8/31/2022

Description	Face Amount / Shares	Settlement Date	Cost Value	Market Price	Market Value	% Portfolio	Credit Rating	Days To Call/Maturity
CUSIP		YTM @ Cost	Book Value	YTM @ Market	Accrued Interest	Unre. Gain/Loss	Credit Rating	Duration To Maturity
North East Indpt Sch Dist 5 2/1/2025		6/10/2022	1,916,961.75	103.15	1,882,560.50	2.13%	Moody's-Aa1	885
659155NR2	1,825,000.00	3.00	1,909,163.55	3.62	7,604.17	-26,603.05	NR	2.3
Oroville CA Pension 0.73 6/1/2023		11/15/2021	425,000.00	97.43	414,064.75	0.47%	S&P-AA-	274
687213AB4	425,000.00	0.73	425,000.00	4.25	775.62	-10,935.25	NR	0.75
Pathfinder Bank CD 1 7/31/2025		1/31/2022	249,000.00	93.70	233,301.80	0.28%	NR	1065
70320KBN0	249,000.00	1.00	249,000.00	3.27	0.00	-15,698.20	NR	2.87
Pennsylvania Hsg Fin Agy 3.2 4/1/2024		6/1/2020	214,724.00	100.28	200,556.00	0.23%	Moody's-Aa2	579
708796Q34	200,000.00	1.23	206,089.43	3.02	2,666.67	-5,533.43	S&P-AA+	1.54
San Antonio TX Txbl-Ref 0.843 2/1/2025		3/18/2021	302,781.00	93.53	280,587.00	0.34%	Moody's-Aaa	885
79623PEQ4	300,000.00	0.60	301,738.12	3.67	210.75	-21,151.12	S&P-AAA	2.39
San Ramon Valley Ca Uni Sch Dist 0.58 8/1/2024		6/17/2022	1,412,610.00	94.29	1,414,365.00	1.59%	S&P-AA+	701
799408Z77	1,500,000.00	3.45	1,421,056.20	3.69	725.00	-6,691.20	Moody's-Aa1	1.91
Sierra County 1.76 8/1/2025		1/20/2022	375,000.00	93.50	350,640.00	0.42%	S&P-AA-	1066
82626SAD2	375,000.00	1.76	375,000.00	4.15	550.00	-24,360.00	NR	2.85
Sierra County Rev-TXBL 1.47 8/1/2024		1/20/2022	255,000.00	95.20	242,752.35	0.28%	S&P-AA-	701
82626SAC4	255,000.00	1.47	255,000.00	4.10	312.38	-12,247.65	NR	1.89
Sierra County Rev-TXBL 2.01 8/1/2026		1/20/2022	300,000.00	92.16	276,483.00	0.34%	S&P-AA-	1431
82626SAE0	300,000.00	2.01	300,000.00	4.20	502.50	-23,517.00	NR	3.77
Sierra View CA Loc Hlth Care 4 7/1/2023		9/17/2020	108,229.00	100.90	100,901.00	0.11%	Fitch-A	304
82650PDD4	100,000.00	1.00	102,459.80	2.89	666.67	-1,558.80	NR	0.82
Sierra View CA Loc Hlth Care 4 7/1/2024		9/17/2020	110,613.00	101.68	101,677.00	0.12%	Fitch-A	670
82650PDE2	100,000.00	1.13	105,141.51	3.05	666.67	-3,464.51	NR	1.78
Spring Creek TX Utility Dist 1 10/1/2023		2/23/2021	407,260.00	97.53	390,116.00	0.45%	S&P-AA	396
849520UZ2	400,000.00	0.30	403,026.27	3.34	1,666.67	-12,910.27	Moody's-A2	1.08



Odessa College Portfolio Holdings by Portfolio Name All Portfolios

Date: 8/31/2022

Description	Face Amount / Shares	Settlement Date	Cost Value	Market Price	Market Value	% Portfolio	Credit Rating	Days To Call/Maturity
CUSIP		YTM @ Cost	Book Value	YTM @ Market	Accrued Interest	Unre. Gain/Loss	Credit Rating	Duration To Maturity
Stephen F Austin TX St Univ 5 10/15/2023 858620Y76	210,000.00	5/18/2020 1.25	236,193.30 218,625.91	102.75 2.50	215,764.50 3,966.67	0.24% -2,861.41	Moodys-A1 Fitch-AA-	410 1.09
Texas A & M Univ Revs 2.883 5/15/2025 88213ABW4	1,000,000.00	4/14/2022 2.75	1,003,890.00 1,003,410.22	98.02 3.66	980,170.00 8,488.83	1.12% -23,240.22	Moodys-Aaa S&P-AAA	988 2.6
Texas Public Finance Authority 0.663 2/1/2025 882669BT0	1,200,000.00	3/25/2021 0.66	1,200,000.00 1,200,000.00	92.97 3.73	1,115,652.00 663.00	1.34% -84,348.00	Moodys-Aa1 S&P-AA+	885 2.4
Texas St Public Fin Auth Lease 0.503 2/1/2024 882669BS2	500,000.00	1/6/2021 0.40	501,565.00 500,724.56	95.70 3.65	478,485.00 209.58	0.56% -22,239.56	Moodys-Aa1 S&P-AA+	519 1.41
Texas Tech Univ Revs 1.186 2/15/2026 882806HH8	790,000.00	2/22/2022 1.90	768,472.50 771,285.58	91.68 3.78	724,248.30 416.42	0.86% -47,037.28	S&P-AA+ Moodys-Aa1	1264 3.39
University Houston TX Revs 1 2/15/2024 914302JK1	500,000.00	4/7/2021 0.52	506,790.00 503,466.54	96.14 3.75	480,690.00 222.22	0.56% -22,776.54	S&P-AA NR	533 1.45
University NC Wilmington LTD 5 6/1/2024 91472TAX2	425,000.00	8/28/2020 1.00	487,543.00 454,153.33	104.11 2.58	442,480.25 5,312.50	0.51% -11,673.08	Moodys-A1 NR	640 1.68
West Covina CA 2.318 8/1/2025 95236PGC8	725,000.00	7/30/2020 1.90	739,391.25 733,392.27	94.08 4.51	682,101.75 1,400.46	0.82% -51,290.52	S&P-A+ NR	1066 2.83
Wilmington Mass 0.55 3/15/2025 971651UG7	1,040,000.00	2/15/2022 1.85	999,658.40 1,006,728.95	92.36 3.73	960,554.40 2,637.56	1.12% -46,174.55	S&P-AA+ NR	927 2.52
Wisconsin St Hlth & Eductnl Facility 5 11/15/2 97712DHF6	250,000.00	5/15/2020 1.60	270,747.50 251,725.18	100.50 2.52	251,247.50 3,680.56	0.28% -477.68	S&P-AA- S&P-AAA	76 0.21
Sub Total Pooled Operating - Fixed Income	41,626,000.00	1.31	42,469,271.59 41,995,437.48	3.53	40,145,166.76 166,778.72	46.93% -1,850,270.72		713 2.05
Pooled Operating - Liquid Assets								
LOGIC LGIP		4/30/2017	5,148,912.22	100.00	5,148,912.22	5.75%	NR	1
LGIP7010	5,148,912.22	2.16	5,148,912.22	2.16		0.00	NR	0



Odessa College
Portfolio Holdings by Portfolio Name
All Portfolios

Date: 8/31/2022

Description	Face Amount / Shares	Settlement Date	Cost Value	Market Price	Market Value	% Portfolio	Credit Rating	Days To Call/Maturity
CUSIP		YTM @ Cost	Book Value	YTM @ Market	Accrued Interest	Unre. Gain/Loss	Credit Rating	Duration To Maturity
Lone Star LGIP		4/30/2017	45,365.25	100.00	45,365.25	0.05%	NR	1
LGIP8501	45,365.25	2.15	45,365.25	2.15		0.00	NR	0
Lone Star LGIP		4/30/2017	7,074,102.71	100.00	7,074,102.71	7.9%	NR	1
LGIP8501P	7,074,102.71	2.43	7,074,102.71	2.43		0.00	NR	0
TexPool - Prime LGIP		4/30/2017	257,587.24	100.00	257,587.24	0.29%	NR	1
LGIP0002P	257,587.24	2.30	257,587.24	2.30		0.00	NR	0
TexPool LGIP		4/30/2017	6,359.36	100.00	6,359.36	0.01%	NR	1
LGIP0002	6,359.36	2.16	6,359.36	2.16		0.00	NR	0
Sub Total Pooled Operating - Liquid Assets	12,532,326.78	2.32	12,532,326.78	2.32	12,532,326.78	14%	0.00	0
TOTAL PORTFOLIO	88,799,345.96	1.49	89,504,803.13	3.39	85,740,633.52	100.00%	-3,764,169.61	590
					326,650.78			1.85