



ALIGN LEARNING GOALS TO ASSESSMENT

Quick Guide



In Blackboard Ultra, you can align the learning goals to:

- Assignments
- Uploaded files (e.g. PDFs, images)
- Documents



Step 1: Provide Clear Assignment Instructions

Content and Settings Submissions (0) Student Activity Question Analysis

Assignment Content

PBL - Part 1: Universally Design Your Learning Environment

Using [Vanderbilt University's Iris Module on Universal Design for Learning](#) and [Microsoft's Accessibility Fundamentals Training](#), consider accessibility in your classroom and in the technology you use.

Though Universal Design for Learning (UDL) encompasses many areas of instruction, the basic concept is that when you design instruction, you are designing for all learners, removing potential barriers that may hinder learners with a disability or difference, to provide equitable access for all students. With what you know or have learned through the training modules provided by Vanderbilt's Iris Modules and Microsoft's Accessibility Fundamentals,

Using guidelines and information from the website [Microsoft Office - Creating Accessible Word Documents](#), you will need to format and alter the downloaded document in the following ways:

- Add alternative text to the images included in the document (there are two images)
- Use heading styles (H1, H2, etc) to clearly define levels of headings within the document. There is one heading to define H1 and multiple headings that are H2s.

Step 2: Find Goals & Standards in the Settings

Assignment Settings



Due date
[Sun Oct 29, 2023 9:05 PM \(CDT\)](#)

Grade category
[Assignment](#)

Grading
[Points | 100 maximum points](#)

Additional Tools

Time limit
[Add time limit](#)

Use grading rubric
[Add grading rubric](#)

Goals & standards
[Align with goals](#)

Assigned groups

Goals & standards

Discover Goals

Align content items to goals in order to report goals coverage information for this course. [More help](#)

Discover Goals	Criteria Summary
<input type="text" value="Search current results"/> <input type="button" value="Go"/>	<input type="button" value="Goals Summary"/> <input type="button" value="Go to Item All Set Items"/>
<input type="button" value="Browse Criteria"/>	
<input type="button" value="Source"/>	
<input type="button" value="Add Set Type"/>	
<input type="button" value="Add & Remove"/>	
<input type="button" value="Add"/>	
<input type="button" value="Remove"/>	
<input type="button" value="Reset to Default"/>	
<input type="button" value="Add Set Type"/>	
<input type="button" value="Add & Remove"/>	
<input type="button" value="Add"/>	
<input type="button" value="Remove"/>	
<input type="button" value="Reset to Default"/>	

Step 3: Search and Select the Goals of Your Program

Goals & standards

Discover Goals

Align content items to Goals in order to report goals coverage information

Gen Ed

Go

Browse Criteria

Source

Criteria Summary

Source:

- | <input type="checkbox"/> | GOAL |
|-------------------------------------|--|
| <input type="checkbox"/> | CO Personal Responsibility - 06: Upon completion of the course, students will be able to identify ethical issues through connecting choices and actions in a global environment. |
| <input type="checkbox"/> | CO Social Responsibility - 05: Upon completion of the course, students will be able to demonstrate intercultural competence, knowledge of civic action, and the ability to engage effectively with global communities. |
| <input checked="" type="checkbox"/> | CO Empirical and Quantitative Skills - 03: Upon completion of the course, students will be able to use data in order to reach a logical conclusion. |
| <input type="checkbox"/> | CO Teamwork - 04: Upon completion of the course, students will be able to achieve a common goal while recognizing the unique value and skills of each team member. |
| <input checked="" type="checkbox"/> | CO Critical Thinking - 01: Upon completion of the course, students will be able to identify problems, collection of data, analysis, and interpretation of data. |
| <input checked="" type="checkbox"/> | CO Communication - 02: Upon completion of the course, students will be able to communicate understanding of one or more topics. |

Showing 1 to 6 of 6 items	
<input type="button" value="Show All"/>	<input type="button" value="Edit Paging..."/>
<input type="button" value="Cancel"/> <input type="button" value="Submit"/>	



Scroll Down for more detailed explanation





Step 1: Provide Clear Assignment Instructions

Content and Settings Submissions (0) Student Activity Question Analysis

Assignment Content

PBL - Part 1: Universally Design Your Learning Environment

Using [Vanderbilt University's Iris Module on Universal Design for Learning](#) and [Microsoft's Accessibility Fundamentals Training](#), consider accessibility in your classroom and in the technology you use.

Though Universal Design for Learning (UDL) encompasses many areas of instruction, the basic concept is that when you design instruction, you are designing for all learners, removing potential barriers that may hinder learners with a disability or difference, to provide equitable access for all students. With what you know or have learned through the training modules provided by Vanderbilt's Iris Modules and Microsoft's Accessibility Fundamentals,

Using guidelines and information from the website [Microsoft Office - Creating Accessible Word Documents](#), you will need to format and alter the downloaded document in the following ways:

- Add alternative text to the images included in the document (there are two images)
- Use heading styles (H1, H2, etc) to clearly define levels of headings within the document. There is one heading to define as H1, and multiple headings that can be defined as H2.

- Firstly, ensure your assignment instructions are detailed within the Assignment Content window.
- This is crucial for both students and assessors.
- Remember, instructions outside the assignment won't be visible to assessors.



Step 2: Find Goals & Standards in the Settings

Assignment Settings



Due date

[Sun Oct 29, 2023 9:05 PM \(CDT\)](#)



Grade category

[Assignment](#)



Grading

[Points](#) | [100 maximum points](#)

In the Assignment Settings menu, located on the right margin, click the gear icon.

Project-Based Learning (PBL): Universally Design Y...

Assignment Settings

Details & Information

Due date

10/29/23



9:05 PM



☐ Prohibit late submissions

In progress attempts will be submitted



Scroll down.

Additional Tools



Time limit

[Add time limit](#)



Use grading rubric

[Add grading rubric](#)



Goals & standards

[Align with goals](#)



Assigned groups

[Assign to groups](#)



Originality Report

[Enable SafeAssign](#)

Select Goals & Standards under Additional Tools.



Step 3: Search and Select the Goals of Your Program

Goals & standards

Discover Goals

Align content items to Goals in order to report goals coverage information for this course. [More Help](#)

Criteria Summary
Source: [System](#) + Goal Set Type: [All Set Types](#)

Browse Criteria
[View](#) [Reset to Default](#)
▼ Source
[System](#)
▼ Goal Set Type
[All Set Types](#)
☐ Arts & Sciences
☐ AS
☐ CTWE
☐ Diversity
☐ EPP_EC-6-ArtMusic
☐ Institutional Core
☐ JLL Test Goal Set
☐ Other

☐ GOAL
☐ EDUC-DIVERSITY-2021 - Diver
☐ AGEQ PSLO3 Horsemanship - train a previously un-ridden h
☐ CDEC PSLO3 Lesson Plan - 03 a developmentally appropri
☐ KINE PSLO4 Sports Medicine - to properly tape extremity (in)
☐ AGEQ PSLO4 Digestion - 04: A demonstrate an understandi
☐ CDEC PSLO4 Child Developm be able to write a paper invol

Here, in the Browse Criteria menu, you can search for your desired goals, such as Gen Ed or your program name.

REMEMBER!

Alignments can only be made with Blackboard assignments.

Criteria Summary
Source: [System](#) + Goal Set Type: [All Set Types](#) + Goal Set: [All Goal Sets](#) + Category

☐ GOAL
☐ CO Personal Responsibility - 06: Upon completion of the Core Curriculum, students will be able to identify ethical issues through connecting choices and actions to consequences in a global environment.
☐ CO Social Responsibility - 05: Upon completion of the core curriculum, students will demonstrate intercultural competence, knowledge of civic responsibility, and the ability to engage effectively with global communities.
☒ CO Empirical and Quantitative Skills - 03: Upon completion of the program, students will be able to use data in order to reach a logical conclusion.
☐ CO Teamwork - 04: Upon completion of the core, students will be able to work effectively with others to achieve a common goal while recognizing other points of view.
☒ CO Critical Thinking - 01: Upon completion of the program, students will be able to identify problems, collection, and analysis of information.
☒ CO Communication - 02: Upon completion of the program, students will be able to communicate understanding of one or more core objectives.

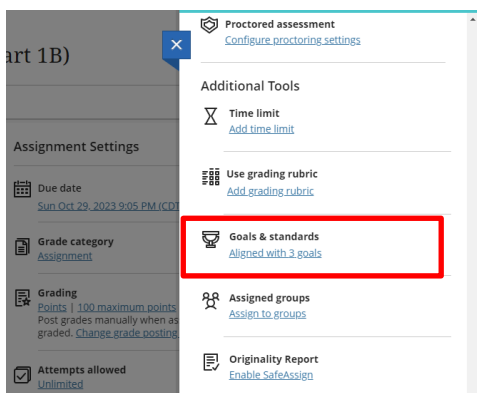
Select which outcomes to align.

Page 1 to 6 of 6 items

Click Submit in the bottom right corner.

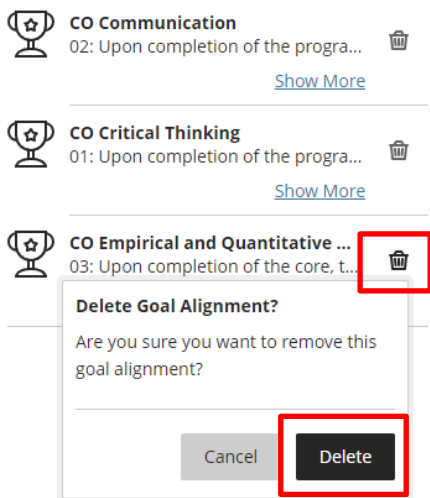


If you selected a wrong goal:



Open the Goals & Standards in the right menu.

Aligned with assessment (3)




Select the trash can icon, and hit “Delete”.



If you have any questions,
email us at
ocglobal@odessa.edu



ODESSA



COLLEGE