

**AGENDA OF REGULAR MEETING**  
**Odessa College Board of Trustees**  
**Tuesday, April 27, 2021, 6:00 PM**  
**Saulsbury Campus Center, Zant Community Room**  
**201 W UNIVERSITY**  
**ODESSA, TX 79764**

---

1. **Call to Order** - Mr. Tommy Clark
2. **Pledge of Allegiance: United States & Texas** - Mr. Tommy Clark
3. **Introduce New Employees** - Ms. Lindsey Bryant
4. **Approval of Minutes of Regular Meeting of March 23, 2021** - Mr. Tommy Clark 2
5. **Approval of Minutes of Special Meeting of April 15, 2021** - Mr. Tommy Clark 6
6. **Pinning Ceremony for Campus Police Officer Leroy Flores** - Dr. Greg Williams
7. **Action Items:**
  - A. **Committee Reports**
    1. **Finance Committee** - Mr. Gary Johnson
      - a. **Resolution to Approve Nacero Tax Abatement**
8. **Financial Reports-** Ms. Brandy Ham
  - A. **Monthly Financial Statements & Budget Amendments** 7
  - B. **Quarterly Investment Reports** 11
9. **Naming Agreement for the Wood Health Sciences Building** - Ms. Jacqui Gore
10. **Informational Items:**
  - A. **Education Report - Early College High School Updates** - Mr. Karl Miller & Mr. James Ramage
  - B. **Institutional Effectiveness Report** - Dr. Janice Hicks
  - C. **Reappointment of College Attorney-** Dr. Greg Williams
  - D. **President's Report** - Dr. Gregory Williams
    1. **Odessa College Leadership Institute High Impact Strategies Workshop**
    2. **Spring 2021 Enrollment**
    3. **Virtual Aspen Prize Ceremony**
    4. **Vice President of Academic Partnerships**
    5. **Drive to Success Finale Event**
    6. **Aspen Prize Virtual Ceremony**
    7. **Wrangler Athletics Update**
    8. **Spring Graduation 2021**
    9. **Twitter Storm**
11. **Executive Session: Personnel - Recommendation for Administrative Appointments, Pursuant to Section 551.074 of the Texas Open Meetings Act of the Government Code**
12. **Executive Session: Personnel - Board Self- Evaluation, Pursuant to Section 551.074 of the Texas Open Meetings Act of the Government Code**
13. **Adjournment** - Mr. Tommy Clark

---

Gregory D. Williams, Ed.D., President

EXECUTIVE/ CLOSED SESSION: If during the course of the meeting, any discussion of any item on the agenda should be held in executive or closed session, the Board will convene in such executive or closed session in accordance with the Texas Open Meeting Act, Section §551.001 of the Texas Government Code.

Minutes of a Regular Meeting of the Odessa College Board of Trustees held Tuesday, March 23, 2021, via zoom, with the following:

Present

Tommy Clark  
Dr. Tara Deaver  
Gary Johnson  
Larry Johnson  
J. E. "Coach" Pressly  
Trudy Lewis  
Bruce Shearer

Absent

Neil Grape

Meeting was called to order by Board of Trustees Chair, Mr. Tommy Clark, at 6:03 p.m.

**Pledge of Allegiance: United States & Texas**

Mr. Clark led the group in the pledges.

**Introduce New Employees**

Ms. Lindsey Bryant, Director of Human Resources, introduced the following new employees:

Fille Kinyamahanga- Student Support Specialist  
Iris Castro- College Connection Coach  
Dr. Deshonta Holmes- Associate Vice President for Instruction- Efficacy  
Danielle Collins- Assistant Director of the Fab Lab  
Eileen Heuer- EMS Faculty  
William Mischak- Law Enforcement Training Academy Staff Instructor

**Approval of Minutes of Regular Meeting of February 23, 2021**

Mr. Larry Johnson moved, seconded by Ms. Trudy Lewis, to approve the minutes of the Regular meeting of February 23, 2021.

Motion passed unanimously.

**Approval of Minutes of Special Meeting of March 4, 2021**

Mr. Larry Johnson moved, seconded by Ms. Trudy Lewis, to approve the minutes of the Special meeting of March 4, 2021.

Motion passed unanimously.

**Committee Reports**

**1. Personnel Policy Committee**

**a. Consider for Approval Naming Agreement Process**

Committee Chair, Mr. Bruce Sheaffer, stated that the Personnel Policy Committee met

recently to consider an update to the Board Policy CAM local regarding the naming agreement process at Odessa College. Ken Zartner joined to explain the proposal to modify this policy which would be to bring Odessa College donations and naming opportunities exceeding one million dollars to the Board of Trustees for support.

Mr. Shearer moved, seconded by Dr. Tara Deaver, to approve modification to Board Policy CAM local.

Motion passed unanimously.

## **2. Finance Committee**

### **a. Approval of Course Fees for Fall 2021**

Committee Chair, Mr. Gary Johnson, stated the Finance committee recently met to consider an additional course fee request for Fall 2021. An increase in course fee is requested for the FIRS 1301 course to support a 20% increase in uniform costs.

Mr. Larry Johnson moved, seconded by Mr. Gary Johnson, to approve the course fee changes proposed.

Motion passed unanimously.

## **Annual Report on Information Collected under the Odessa College Police Department's Policy on Racial Profiling**

Ms. Kim McKay, Vice President for Student Services and Enrollment Management, stated that the Code of Criminal Procedures, article 2.132 Law Enforcement Policy on Racial Profiling requires law enforcement agencies who make motor vehicle stops to collect information relating to those stops and to submit the data annually to the Texas Commission on Law Enforcement (TCOLE); and the agency's governing body – in this case the Board of Trustees. The report is used to ensure that Odessa College police officers do not use race or ethnicity as a basis for contact or investigation during a traffic stop. The guiding question based on the statute is: did you know the race/ethnicity of the person prior to the traffic stop. Ms. McKay stated that the report was submitted to TCOLE in February, and tonight, presented to the Board of Trustees. No action is needed.

## **Monthly Financial Statements & Budget Amendments**

Ms. Brandy Ham, Chief Financial Officer, highlighted various areas of the financial statements and Budget amendments as printed below:

(Kristi Gibbs will put financial reports in minute book)

Mr. Gary Johnson moved, seconded by Mr. Bruce Shearer, to approve the Monthly Financial Statements and Budget Amendments.

Motion passed unanimously.

## **Education Report: Dual Credit Updates**

Dr. Jonathan Fuentes, Executive Director of Academic Partnerships, shared Dual Credit updates. Spring 2021 is a record spring dual credit enrollment of 2,515 which is 194 students higher than

spring 2020. Dr. Fuentes reported a large portion of this growth is from the smaller schools in the area such as Andrews and Pecos. The division is working to continue to expand course options in the outlying areas including new Commercial Drivers License programs, Certified Nurses Aid, General Business Certificates, Welding, QuickBooks and more. In terms of staffing Alyssa Hinojos is now within the Academic Partnerships division serving as the Coordinator of Recruitment. The role of Pecos Center Coordinator is being reworked as the Director of Extension Areas to assist in expanding connections and course offerings in the outlying areas. Lastly, they Dual Credit is working to recruit in new ways, highlighting programs to students and ensuring every community in the service areas has recruitment visits.

### **Institutional Effectiveness Report**

Dr. Janice Hicks, Associate Vice President of Institutional Effectiveness, shared spring 2021 updates. As of March 22, 2021 Odessa College has seen a 2.8% enrollment increase over spring 2020. Spring course success was 82% for the Spring 1 term with a 3% drop rate. Spring Graduation numbers continue to grow with 626 graduates ready to be reviewed for graduation, a 15% increase over 2020. Dr. Hicks highlighted various projects the Institutional Effectiveness office is working on including transfer framework, leveraging technology to track student support, community needs assessments, and Project EPIC. Robert Rivas joined to share Odessa College will host the Odessa College Leadership Institute High Impact Strategies Workshop the week of April 19. While this will be the third workshop hosted by Odessa College it will be the first virtual option. There are four colleges currently registered.

### **President's Report**

#### **Continued Mask Mandate**

On March 2nd Governor Greg Abbott issued an executive order lifting the mask mandate in Texas and increasing capacity of all businesses and facilities in the state of Texas to 100%. Odessa College is committed to keeping our community safe by continuing the health and safety protocols utilized thus far in the pandemic. Odessa College will continue to require masks, daily health screenings, sanitizing learning and support spaces, and social distancing through the end of the spring semester. After the spring semester the Administrative team will reassess and determine the next steps for our campus safety.

#### **Emergency Aid Through Believe in Students Partnership**

Believe in Students Partnership awarded Odessa College \$50,000 in additional emergency aid funds in light of the winter freeze Texas experienced in February. These funds are available through the edquity app along with the existing emergency funds. Students may apply to see if they are eligible for \$250 of emergency funds.

#### **Vice President of Advancement, Business & Governmental Relations**

Jacqui Gore has served Odessa College for the past 2 and a half years as the Executive Director for Advancement. In this role Ms. Gore rallied Odessa College together to raise money for community partners and scholarships, built phenomenal relationships within the community, and helped the campus to receive the largest donations Odessa College has seen to date. But, there is still work to do. Odessa College needs to continue to foster relationships with donors and build bridges with business partners in the Permian Basin. Ms. Gore has agreed to take on these additional responsibilities to help take Odessa College to the next level and with that her title will change to Vice President of Advancement, Business & Governmental Relations

**OC All In Kick Off**

March 17th Odessa College gathered to celebrate the return of our OC All In Program with attendance over 300 employees. The anticipated event featured the OC Drum Line, OC Blues dance team, the famous OC Quartet, and updates from the Administrative team. After 2 terms of pausing the OC All In program it is back for Spring 2 and the prizes are bigger than ever.

**Adjournment**

The meeting was adjourned at 6:57 p.m.

\_\_\_\_\_  
Secretary

\_\_\_\_\_  
Chair

Minutes of a Special Meeting of the Odessa College Board of Trustees held Thursday, April 15, 2021, via zoom, with the following:

Present

Trudy Lewis  
Dr. Tara Deaver  
Gary Johnson  
Larry Johnson  
J. E. "Coach" Pressly  
Bruce Shearer  
Tommy Clark

Absent

Neil Grape

Meeting was called to order by Board of Trustees Chair, Mr. Tommy Clark, at 5:03p.m.

**Consider for Approval Request for Tax Abatement from Nacero**

Mr. Gary Johnson stated that the Finance Committee recently met to review the tax abatement request from Nacero Incorporated. He stated that Nacero will be creating a gasoline manufacturing business in Penwell, Texas which resides in Ector County. The business will be subject to applicable taxes as approved by the Odessa College Board of Trustees. The College will recommend a 100% Tax Abatement for 5 years, declining 10% each year for the following 5 years. Nacero will pay the college the cumulative amount of the final 5 years abatement during year 1 but the abatement would continue to be 100% for the remainder of the 10 years. The cumulative revenue the college will receive from the tax abatement is \$3,360,189.

Mr. Gary Johnson moved, seconded by Mr. Bruce Shearer, to approve the Request for Tax Abatement from Nacero Incorporated.

Motion passed unanimously

**Adjournment**

The meeting was adjourned at 5:22 p.m.

\_\_\_\_\_  
Secretary

\_\_\_\_\_  
Chair

**ODESSA COLLEGE**  
**BUDGET COMPARISON STATEMENT**  
**CURRENT UNRESTRICTED INCOME & EXPENDITURES**  
**March 31, 2021 and 2020**

	THROUGH MARCH 2021	TOTAL BUDGET 2020-2021	PERCENT OF BUDGET	THROUGH MARCH 2020	TOTAL BUDGET 2019-2020	PERCENT OF BUDGET
<b>Revenues:</b>						
State Appropriation	5,063,066	9,641,570	52.5%	5,063,128	9,641,570	52.5%
Ad Valorem Taxes	23,951,743	25,730,000	93.1%	23,725,071	25,705,000	92.3%
Tuition and Fees - Credit	11,556,767	11,282,133	102.4%	11,062,211	11,141,892	99.3%
Tuition and Fees - Non Credit	961,780	1,728,521	55.6%	902,853	1,888,367	47.8%
Federal Grants & Contracts	670	13,000	5.2%	8,355	13,000	64.3%
Other Income	330,703	1,106,864	29.9%	528,146	1,191,769	44.3%
Gift Income	42,428	52,000	81.6%	81,196	78,756	103.1%
Investment Income	90,382	330,000	27.4%	241,047	425,000	56.7%
<b>Total Revenues</b>	<b>41,997,539</b>	<b>49,884,088</b>	<b>84.2%</b>	<b>41,612,007</b>	<b>50,085,354</b>	<b>83.1%</b>
<b>Salaries and Benefits:</b>						
General Administration	1,192,182	2,189,383	54.5%	1,078,429	2,022,316	53.3%
Student Services	1,125,618	2,225,429	50.6%	1,431,049	2,709,174	52.8%
General Institutional	1,642,875	3,433,278	47.9%	1,622,467	3,246,450	50.0%
Instruction	7,585,822	13,681,193	55.4%	7,426,936	13,363,338	55.6%
Instructional Support	2,041,709	3,927,669	52.0%	1,859,514	3,462,730	53.7%
Public Service	316,274	697,333	45.4%	364,190	731,606	49.8%
Physical Plant	620,930	1,093,098	56.8%	613,779	1,115,925	55.0%
Staff Benefits	3,298,500	5,815,375	56.7%	3,095,304	5,592,480	55.3%
<b>Total Payroll</b>	<b>17,823,910</b>	<b>33,062,758</b>	<b>53.9%</b>	<b>17,491,668</b>	<b>32,244,019</b>	<b>54.2%</b>
<b>Other Operating Expenditures:</b>						
General Administration	201,706	416,310	48.5%	248,771	344,467	72.2%
Student Services	337,975	577,389	58.5%	360,395	533,792	67.5%
General Institutional	2,283,611	4,102,321	55.7%	2,357,261	3,918,962	60.2%
Instruction	357,648	1,001,802	35.7%	558,904	1,146,707	48.7%
Instructional Support	312,519	569,390	54.9%	356,478	626,942	56.9%
Public Service	77,644	138,198	56.2%	100,138	166,723	60.1%
Physical Plant Operations	1,402,727	1,851,513	75.8%	1,280,554	1,785,904	71.7%
Utilities	680,581	1,127,783	60.3%	639,863	1,115,750	57.3%
Scholarships & Allowances	1,197,444	1,659,000	72.2%	1,469,537	1,605,000	91.6%
	<b>6,851,855</b>	<b>11,443,706</b>	<b>59.9%</b>	<b>7,371,901</b>	<b>11,244,247</b>	<b>65.6%</b>
<b>Transfers In:</b>						
Bookstore Profit (Loss)	48	60,000	0.1%	(384)	60,000	-0.6%
OER Reserve Fund	58,333	100,000	58.3%	58,333	100,000	n/a
Other Auxiliary Profit (Loss)	(40,592)	(455,126)	n/a	36,478	(117,730)	n/a
Investment Income - Plant Funds	-	20,000	0.0%	36,846	20,000	184.2%
<b>Total Transfers In</b>	<b>17,789</b>	<b>(275,126)</b>	<b>-6.5%</b>	<b>131,273</b>	<b>62,270</b>	<b>210.8%</b>
<b>Transfers Out:</b>						
For Revenue Bond Debt Service	-	-	n/a	-	-	n/a
Tuition for TPEG Scholarships	495,316	465,000	106.5%	441,966	465,000	95.0%
To Technology Replacement Fund	103,103	450,000	22.9%	164,602	600,000	27.4%
To Plant Renew/Replace Fund	197,640	600,000	32.9%	70,588	750,000	9.4%
To Construction Funds	1,362,083	2,335,000	58.3%	2,012,500	3,450,000	58.3%
Athletics Subsidy	813,430	1,264,934	64.3%	937,471	1,357,213	69.1%
Other Transfers	-	(12,436)	0.0%	-	37,145	0.0%
<b>Total Transfers Out</b>	<b>2,971,572</b>	<b>5,102,498</b>	<b>58.2%</b>	<b>3,627,127</b>	<b>6,659,358</b>	<b>54.5%</b>
<b>Excess of Revenues over Expenditures and Transfers</b>	<b>14,367,991</b>	<b>7 -</b>		<b>13,252,584</b>	<b>-</b>	

**ODESSA COLLEGE  
BUDGET ADJUSTMENTS  
April 27, 2021**

**GENERAL CONTINGENCY EXPENDITURES (11-10390-5388)**

Original Budget, September 1, 2020	\$ 550,000
Proposed Adjustments, April 27, 2021	0
Balance Remaining for General Contingencies	\$ <u>550,000</u>

**INCREASES (DECREASES) IN INCOME BUDGETS**

None	-
	_____
	\$ -
	=====
	\$ -
	=====

**INCREASES (DECREASES) IN EXPENDITURE BUDGETS**

None	-
	_____
	\$ -
	=====



**VISION 2030 SUMMARY TO DATE**  
Through 04/22/2021

**Available Funds**

FY19-20 Allocated funds from Budget	\$	1,300,000.00
FY20-21 Allocated funds from Budget	\$	2,185,000.00
Board Designated 25% from FY19 Audit	\$	356,642.00
Board Designated 25% from FY20 Audit	\$	1,209,036.00
Donations Pledged	\$	16,221,500.00
Foundation Donations Received	\$	900,000.00
	\$	<u>22,172,178.00</u>

**Expensed Funds**

<b>Admin Fees</b>	\$	16,427.50
<b>Terrace Appartments</b>	\$	863,567.29
<b>Health Science Building</b>	\$	78,232.50
<b>RA Pavilion</b>	\$	4,857.50
	\$	<u>963,084.79</u>

**VISION 2030 CONSTRUCTION EXPENDITURES**  
March 19, 2021 - April 22, 2021

<u>CK DATE</u>	<u>PAYEE</u>	<u>DESCRIPTION</u>	<u>CURRENT</u>	<u>Transfers</u>	<u>TOTAL</u>
<b>Admin Fees</b>					
		Previous Expenditures		\$	16,427.50
		<b>Total Expenditures to Date</b>		\$	<u>16,427.50</u>
<b>Terrace Appartments</b>					
		Previous Expenditures		\$	856,767.29
04/13/2021	Strong Environmental Services	Abatement & Demo 203 Cummins Dr.	6,500.00		
03/19/2021	Vanco Insulation Abatement Inc	Fence Rental	300.00		6,800.00
		<b>Total Expenditures to Date</b>		\$	<u>863,567.29</u>
<b>Health Science Building</b>					
		Previous Expenditures		\$	78,232.50
		<b>Total Expenditures to Date</b>		\$	<u>78,232.50</u>
<b>RA Pavilion</b>					
		Previous Expenditures		\$	4,857.50
		<b>Total Expenditures to Date</b>		\$	<u>4,857.50</u>

**EXPENDITURE VOUCHERS EXCEEDING \$10,000**  
**Mar 19, 2021 - Apr 22, 2021**

03/24/2021	KOSA -TV	OC Spring and Wrangler Rodeo Advertisement	\$17,265.00
03/24/2021	Surgical Science, Inc.	Virtual Reality Laparoscopic Training System (Perkins Grant Funded)	\$38,250.00
03/24/2021	Nevco Sports, Llc	Replace damaged sports center equipment (Insurance Claim)	\$13,014.93
03/24/2021	Vertiv Corporation	Annual Maintenance Agreement -UPS and Batteries	\$16,180.10
03/24/2021	Great Western Dining	Meal Charges(Week ending 02/17/21 through 3/03/21)	\$38,490.32
03/24/2021	NRG Energy, Inc.	Electric Utilities - February	\$54,329.73
03/24/2021	Hannon Hill Corporation	Cascade CMS Cloud Subscription for 25 concurrent users	\$37,563.00
03/31/2021	ATI	Nursing practice exam software (Funded by student fees)	\$15,200.00
03/31/2021	Great Western Dining	Meal Charges(Week ending 03/24/21)	\$13,425.04
03/31/2021	VirTra, Inc.	Virtual Reality Simulator for Criminal Justice (Perkins Grant Funded)	\$28,556.15
04/07/2021	GCA Services Group	Custodial Services - March	\$67,454.70
04/07/2021	Synetra, a Computex Technology Solu	Antivirus and Security Software (TAC 202 compliant)	\$49,500.00
04/07/2021	Synetra, a Computex Technology Solu	2 replacement ethernet switches	\$16,482.00
04/14/2021	Honeywell, Inc.	Building Automation Maintenance Agreement	\$11,716.47
04/14/2021	City of Odessa	Water & Sewer Utilities - March	\$16,088.79
04/14/2021	Advanced Technologies Consultants	Cyber Physical Lab and Universal Robot Cobot (Chevron Energy Grant Funded)	\$76,399.00
04/14/2021	Fluid Power Training Institute	Single Station Hydraulic Training Simulator (Perkins Grant Funded)	\$38,490.00
04/14/2021	Ultimate Tool and Safety	Lineman gear and tools for 10 Lineman Students (Texas Workforce Funded)	\$24,713.33
04/14/2021	Atmos Energy	Gas Utilities - March	\$12,772.45
04/14/2021	KOSA -TV	Oc Spring, MayMester and Reskilling Grant Advertisement	\$15,015.00
04/19/2021	Ector County Appraisal Dist	2nd Quarter Appraisal and Collection Fees	\$91,767.25
04/21/2021	Great Western Dining	Meal Charges(Week ending 03/31/21 through 04/14/21)	\$40,673.13
04/21/2021	Odessa College Foundation	Graduation Speaker Scholarship Karen Stout, Ladarius Slider, Shawn Mundy	\$30,000.00



**ODESSA COLLEGE**  
**QUARTERLY INVESTMENT REPORT**  
Quarter Ending: February 28, 2021



**TEXAS PUBLIC FUNDS INVESTMENT ACT**

To the best of my knowledge, the investment portfolio of the District, at February 28, 2021, and the investment transactions entered into during the quarter then ended are in compliance with the Texas Public Funds Investment Act.

The investments of the District comply with the investment objectives and strategies as expressed in the Odessa Junior College District Investment Policy.

All business organizations that have sold investments to Odessa College during the quarter have executed a written instrument stating that they meet the requirements of the District's Investment Policy.

Market Value Source: Frost Bank

Asset Class	Face Amount/Shares	Market Value	Book Value	% of Portfolio	YTM @ Cost	Days To Maturity
CDs	1,243,000.00	1,266,167.56	1,243,000.00	2.62	1.32	1,509
Muni Bonds	14,280,000.00	14,972,109.50	14,893,831.28	31.37	1.34	915
Public LGIP	29,338,264.05	29,338,264.05	29,338,264.05	61.80	0.11	1
US Agency	2,000,000.00	1,987,356.00	2,000,000.00	4.21	0.32	1,358
<b>Total / Average</b>	<b>46,861,264.05</b>	<b>47,563,897.11</b>	<b>47,475,095.33</b>	<b>100.00</b>	<b>0.54</b>	<b>384</b>

*Brandy Ham*

04/22/21

*Kristi Gibbs*

04/22/21

Brandy Ham, Chief Financial Officer

Date

Kristi Gibbs, Controller

Date

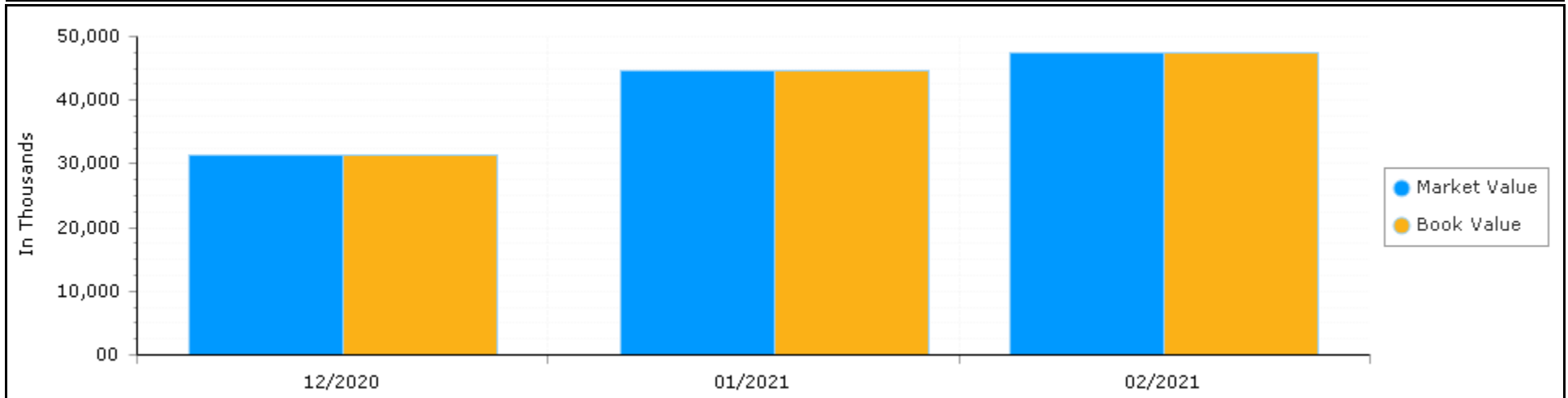


## Odessa College Portfolio Summary by Month All Portfolios

Begin Date: 12/31/2020, End Date: 2/28/2021

Month	Market Value	Book Value	Unrealized Gain/Loss	YTM @ Cost	YTM @ Market	Duration	Days To Maturity
12/31/2020	31,432,767.84	31,296,015.76	136,752.08	0.74	0.45	1.07	412
1/31/2021	44,728,076.34	44,576,391.21	151,685.13	0.56	0.34	0.81	312
2/28/2021	47,563,897.11	47,475,095.33	88,801.78	0.53	0.37	0.98	375
<b>Total / Average</b>	<b>41,241,580.43</b>	<b>41,115,834.10</b>	<b>125,746.33</b>	<b>0.59</b>	<b>0.38</b>	<b>0.94</b>	<b>362</b>

### Market Value / Book Value Comparison





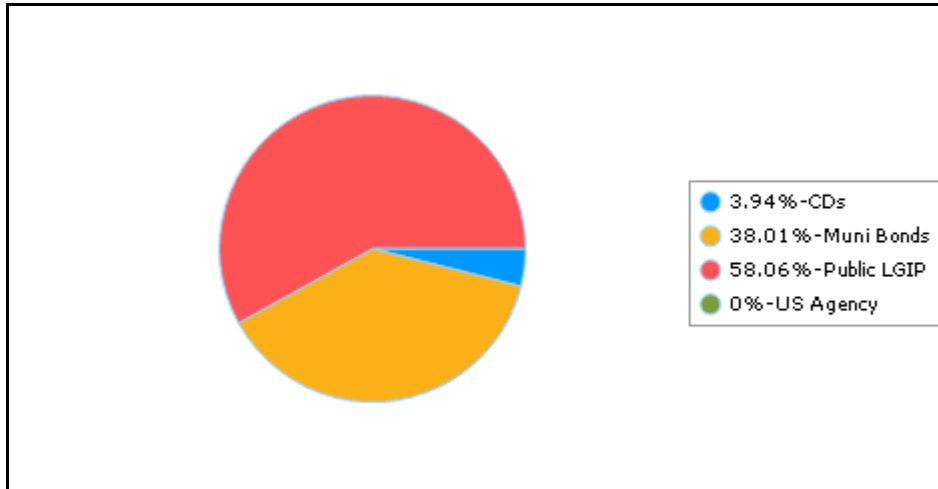
## Odessa College Distribution by Asset Class - Market Value All Portfolios

Begin Date: 11/30/2020, End Date: 2/28/2021

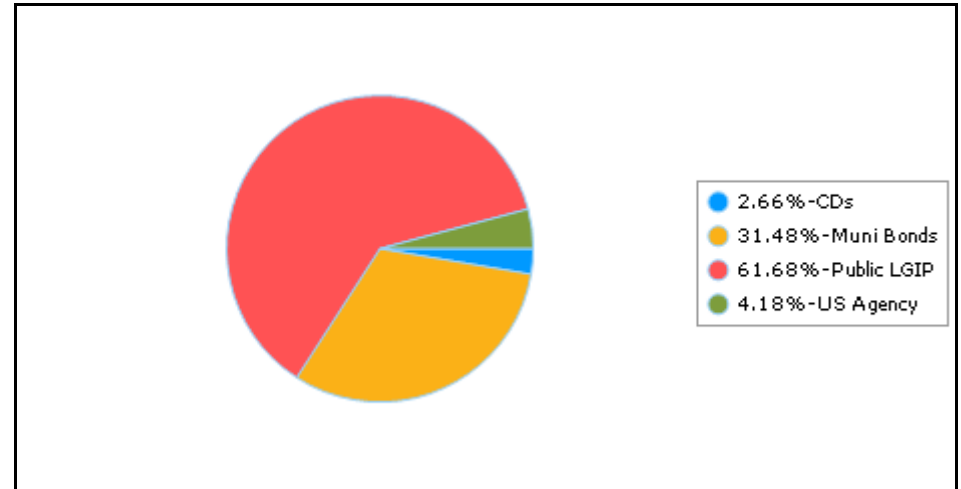
### Asset Class Allocation

Asset Class	Market Value 11/30/2020	% of Portfolio 11/30/2020	Market Value 2/28/2021	% of Portfolio 2/28/2021
CDs	1,271,389.00	3.94	1,266,167.56	2.66
Muni Bonds	12,276,628.95	38.01	14,972,109.50	31.48
Public LGIP	18,751,942.94	58.06	29,338,264.05	61.68
US Agency	0.00	0.00	1,987,356.00	4.18
<b>Total / Average</b>	<b>32,299,960.89</b>	<b>100.00</b>	<b>47,563,897.11</b>	<b>100.00</b>

**Portfolio Holdings as of 11/30/2020**



**Portfolio Holdings as of 2/28/2021**



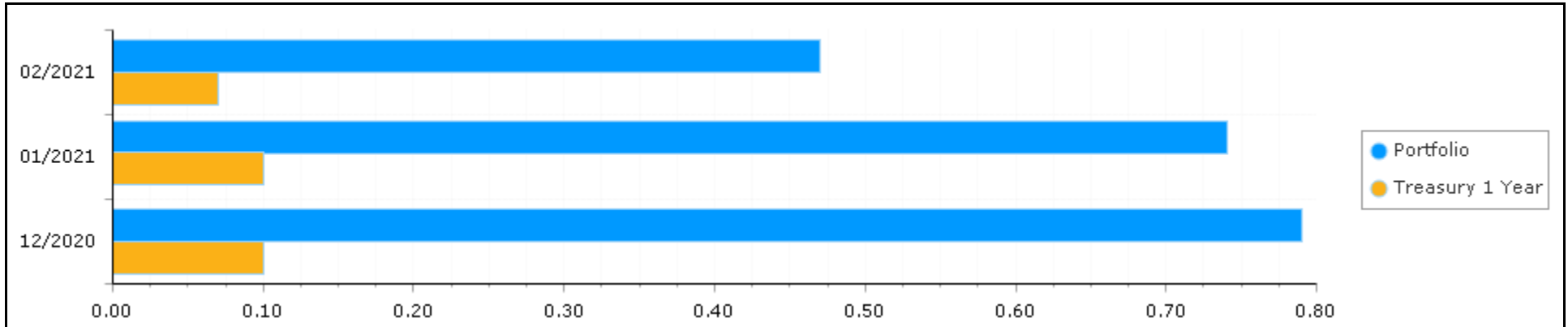


## Odessa College Total Rate of Return - Book Value by Month All Portfolios

Begin Date: 12/31/2020, End Date: 2/28/2021

Month	Beginning BV + Accrued Interest	Interest Earned During Period-BV	Realized Gain/Loss-BV	Investment Income-BV	Average Capital Base-BV	TRR-BV	Annualized TRR-BV	Treasury 1 Year
12/31/2020	32,283,136.71	20,824.94	0.00	20,824.94	31,773,447.90	0.07	0.79	0.10
1/31/2021	31,401,699.98	19,923.24	0.00	19,923.24	32,295,767.77	0.06	0.74	0.10
2/28/2021	44,704,753.62	18,288.24	0.00	18,288.24	46,891,836.23	0.04	0.47	0.07
<b>Total/Average</b>	<b>32,283,136.71</b>	<b>59,036.42</b>	<b>0.00</b>	<b>59,036.42</b>	<b>36,668,651.31</b>	<b>0.16</b>	<b>0.65</b>	<b>0.09</b>

### Annualized TRR-BV



TRR-BV: Total Rate of Return - Book Value Benchmark: US Treasury 1 Year  
Interest Earned: Quarterly \$ 59,036/Fiscal YTD:\$118,239



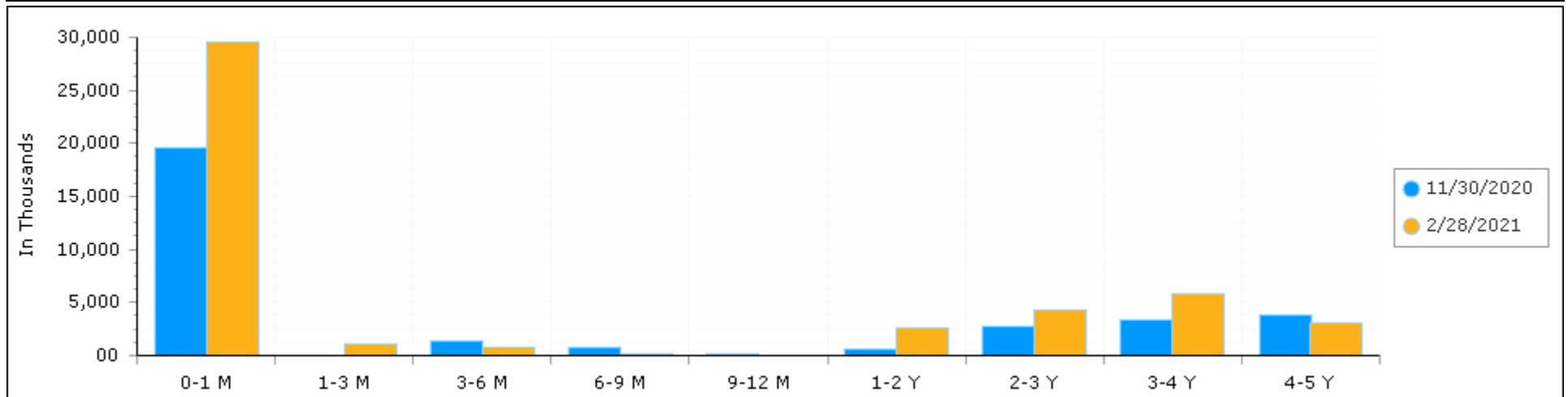
## Odessa College Distribution by Maturity Range - Market Value All Portfolios

Begin Date: 11/30/2020, End Date: 2/28/2021

### Maturity Range Allocation

Maturity Range	Market Value 11/30/2020	% of Portfolio 11/30/2020	Market Value 2/28/2021	% of Portfolio 2/28/2021
0-1 Month	19,532,348.54	60.47	29,588,264.05	62.21
1-3 Months	0.00	0.00	1,109,520.30	2.33
3-6 Months	1,367,159.85	4.23	758,040.00	1.59
6-9 Months	763,937.50	2.37	203,804.00	0.43
9-12 Months	204,386.00	0.63	0.00	0.00
1-2 Years	554,347.75	1.72	2,641,627.50	5.55
2-3 Years	2,703,090.70	8.37	4,276,529.45	8.99
3-4 Years	3,292,078.55	10.19	5,867,036.50	12.34
4-5 Years	3,882,612.00	12.02	3,119,075.31	6.56
<b>Total / Average</b>	<b>32,299,960.89</b>	<b>100.00</b>	<b>47,563,897.11</b>	<b>100.00</b>

### Portfolio Holdings





## Odessa College Portfolio Holdings by Portfolio Name All Portfolios

Date: 2/28/2021

Description	Face Amount / Shares	Settlement Date	Cost Value	Market Price	Market Value	% Portfolio	Credit Rating	Days To Call/Maturity
CUSIP		YTM @ Cost	Book Value	YTM @ Market	Accrued Interest	Unre. Gain/Loss	Credit Rating	Duration To Maturity
<b>Debt Service - Liquid Assets</b>								
TexPool - Prime LGIP		4/30/2017	295,085.29	100.00	295,085.29	0.62%	NR	1
LGIP0007P	295,085.29	0.10	295,085.29	0.10		0.00	NR	0
TexPool - Prime LGIP		4/30/2017	392,442.03	100.00	392,442.03	0.83%	NR	1
LGIP0005P	392,442.03	0.10	392,442.03	0.10		0.00	NR	0
<b>Sub Total Debt Service - Liquid Assets</b>	<b>687,527.32</b>	<b>0.10</b>	<b>687,527.32</b>	<b>0.10</b>	<b>687,527.32</b>	<b>1.45%</b>	<b>0.00</b>	<b>0</b>
<b>Pooled Operating - Fixed Income</b>								
Amarillo TX Economic Dev Corp 2.657 8/15/2023		5/8/2019	602,082.00	104.55	627,282.00	1.27%	S&P-AA-	898
023026CL9	600,000.00	2.57	601,198.48	0.79	575.68	26,083.52	NR	2.4
Austin TX Cmnty College Dist Rev 0.933 2/1/2025		1/25/2021	508,595.00	99.68	498,400.00	1.07%	Moody's-Aa3	1434
052404QF0	500,000.00	0.50	508,395.93	1.02	349.88	-9,995.93	S&P-AA-	3.86
Ayersville OH Local Sch Dist 5 11/1/2024		6/23/2020	573,505.00	111.79	558,970.00	1.18%	S&P-AA	1342
054717DN0	500,000.00	1.50	561,962.13	1.68	8,125.00	-2,992.13	NR	3.37
Berkeley Cnty S C Sch Dist 2.35 3/1/2023		2/4/2021	286,651.75	103.37	284,273.00	0.6%	S&P-AA	731
084203WV6	275,000.00	0.30	286,281.36	0.66	3,177.40	-2,008.36	Moody's-Aa1	1.95
Canyon TX Regl Wtr Auth 5 8/1/2022		2/3/2021	267,897.50	106.83	267,082.50	0.56%	S&P-AA	519
139042ST3	250,000.00	0.20	267,075.00	0.20	937.50	7.50	NR	1.39
Carson CA Pension Obligation 1.823 1/15/2025		8/28/2020	776,385.00	103.05	772,890.00	1.63%	S&P-AA-	1417
14574AAC8	750,000.00	1.00	773,352.62	1.02	1,633.10	-462.62	NR	3.76
Celtic Bank Salt Lake City Utah 1.7 3/13/2025-21		3/13/2020	249,000.00	100.08	249,193.47	0.52%	NR	13
15118RTM9	249,000.00	1.70	249,000.00	1.68	173.96	193.47	NR	3.9
County of Licking OH 4 12/1/2024		5/7/2020	200,293.20	111.94	201,484.80	0.41%	S&P-AA	1372
531643VK7	180,000.00	1.44	196,682.01	0.77	1,740.00	4,802.79	NR	3.51





## Odessa College Portfolio Holdings by Portfolio Name All Portfolios

Date: 2/28/2021

Description	Face Amount / Shares	Settlement Date	Cost Value	Market Price	Market Value	% Portfolio	Credit Rating	Days To Call/Maturity
CUSIP		YTM @ Cost	Book Value	YTM @ Market	Accrued Interest	Unre. Gain/Loss	Credit Rating	Duration To Maturity
Dist of Columbia 1.817 4/1/2025		8/13/2020	673,978.50	102.76	667,907.50	1.41%	Moodys-A2	1493
25483VXA7	650,000.00	1.00	671,158.33	1.13	4,822.62	-3,250.83	S&P-A+	3.94
Dumas Tex ISD 4 2/1/2024		4/7/2020	666,806.80	110.40	667,926.05	1.37%	Moodys-Aa2	1068
264669GD8	605,000.00	1.25	652,318.75	0.42	1,815.00	15,607.30	NR	2.79
Durham CA Unif Sch Dist 4 8/1/2022		1/20/2021	311,933.00	105.30	310,646.80	0.65%	S&P-AA	519
266669BS8	295,000.00	0.24	310,749.51	0.27	1,245.56	-102.71	NR	1.4
Enerbank USA 1.25 4/29/2025		4/29/2020	248,000.00	103.54	256,774.49	0.52%	NR	1521
29278TNX4	248,000.00	1.25	248,000.00	0.39	1,036.16	8,774.49	NR	4.06
FHLB Step 2/18/2025-21		2/18/2021	1,000,000.00	99.15	991,481.00	2.11%	Moodys-Aaa	171
3130AKXL5	1,000,000.00	0.38	1,000,000.00	0.59	55.56	-8,519.00	S&P-AA+	3.95
FHLB Step 8/16/2024-22		2/16/2021	1,000,000.00	99.59	995,875.00	2.11%	Moodys-Aaa	353
3130AL6V1	1,000,000.00	0.26	1,000,000.00	0.39	58.33	-4,125.00	S&P-AA+	3.46
Flagstar Bank FSB 1.15 4/29/2025		4/29/2020	248,000.00	103.12	255,749.26	0.52%	NR	1521
33847E3D7	248,000.00	1.15	248,000.00	0.39	953.27	7,749.26	NR	4.07
Hale County TX 3 2/15/2023		5/7/2019	254,465.00	104.44	261,107.50	0.53%	S&P-AA-	717
405468CT4	250,000.00	2.50	252,319.86	0.72	270.83	8,787.64	None	1.92
Harris Cnty TX MUD #542 4.5 4/1/2025		8/27/2020	172,786.50	113.65	170,467.50	0.36%	S&P-AA	1493
41428VBB4	150,000.00	1.10	170,274.28	1.08	3,881.25	193.22	NR	3.72
Hawthorne Calif CTFS Partn 3.15 8/1/2024		6/2/2020	492,443.80	105.56	485,562.20	1.03%	S&P-AA	1250
420507CL7	460,000.00	1.40	486,663.21	1.48	1,086.75	-1,101.01	NR	3.27
Hays ISD Ref 3 2/15/2023		3/18/2020	324,988.50	105.17	326,036.30	0.67%	Moodys-Aa2	717
4211103A3	310,000.00	1.30	320,100.33	0.35	335.83	5,935.97	NR	1.92
Houston TXTXBL Public Impt 2.17 3/1/2021		1/22/2019	247,045.00	100.00	250,000.00	0.53%	S&P-AA	1
442331YU2	250,000.00	2.75	249,996.16	2.15	2,667.29	3.84	NR	0.01



## Odessa College Portfolio Holdings by Portfolio Name All Portfolios

Date: 2/28/2021

Description	Face Amount / Shares	Settlement Date	Cost Value	Market Price	Market Value	% Portfolio	Credit Rating	Days To Call/Maturity
CUSIP		YTM @ Cost	Book Value	YTM @ Market	Accrued Interest	Unre. Gain/Loss	Credit Rating	Duration To Maturity
Kansas City MO SPL 3.501 4/1/2024 485106SQ2	225,000.00	8/28/2020 1.05	244,386.00 241,667.23	107.17 1.14	241,125.75 3,216.54	0.51% -541.48	Moodys-A1 S&P-AA-	1128 2.92
Kronenwetter WI Ref Ser A 4 4/1/2022 50105RFF1	230,000.00	2/3/2021 0.23	240,046.40 239,451.23	104.07 0.27	239,351.80 638.89	0.5% -99.43	S&P-AA- NR	397 0.58
Kronenwetter WI Ref Ser A 4 4/1/2023 50105RFG9	565,000.00	2/3/2021 0.25	610,635.05 609,185.40	107.55 0.37	607,674.45 1,569.44	1.28% -1,510.95	S&P-AA- NR	762 1.53
Lancaster CA 2.625 8/1/2024 513802CH9	300,000.00	7/30/2020 1.00	319,080.00 316,302.12	105.01 1.13	315,033.00 590.62	0.67% -1,269.12	S&P-AA NR	1250 3.3
Laredo college Tex Combined Fee Rev 2.405 8/1/2025 51677QAK3	250,000.00	11/12/2020 1.10	264,960.00 264,022.29	103.23 1.65	258,075.00 450.94	0.56% -5,947.29	Moodys-A2 S&P-AA	1615 4.22
Maryland St Stad Auth Rev 5 5/1/2023 574296BD0	555,000.00	4/27/2020 1.20	617,182.20 599,811.92	109.83 0.45	609,539.85 9,018.75	1.26% 9,727.93	Moodys-Aa3 S&P-AA-	792 2.06
Milwaukee WI TXBL Promissory 2.75 4/1/2021 602366XJ0	355,000.00	2/7/2019 2.75	355,000.00 355,000.00	100.19 0.71	355,660.30 3,986.35	0.75% 660.30	NR NR	32 0.09
Morgan Stanley Bank CD 1 5/28/2025 61765QP37	249,000.00	5/28/2020 1.00	249,000.00 249,000.00	102.52 0.40	255,276.29 0.00	0.52% 6,276.29	Moodys-A1 S&P-A+	1550 4.17
Niagara NY 2 2/1/2023 653539KR6	390,000.00	2/10/2021 0.31	402,963.60 402,639.96	103.01 0.43	401,735.10 390.00	0.85% -904.86	Moodys-A2 NR	703 1.4
North Muskegon Mich Pub Schs Sch Dist 2.56 5/1/202 661224HH1	500,000.00	10/4/2019 1.75	506,260.00 500,674.99	100.38 0.38	501,905.00 4,160.00	1.05% 1,230.01	S&P-AA NR	62 0.18
Pennsylvania Hsg Fin Agy 3.2 4/1/2024 708796Q34	200,000.00	6/1/2020 1.23	214,724.00 211,863.34	106.23 1.14	212,460.00 2,613.33	0.45% 596.66	Moodys-Aa2 S&P-AA+	1128 2.94
Rhode Idsland Hsg & Mtg Fin Corp Rev 4 10/1/20 76221TAN9	500,000.00	10/6/2020 2.10	527,390.00 523,746.38	103.73 2.50	518,650.00 8,166.67	1.1% -5,096.38	Moodys-Aa1 S&P-AA+	580 2.45



## Odessa College Portfolio Holdings by Portfolio Name All Portfolios

Date: 2/28/2021

Description	Face Amount / Shares	Settlement Date	Cost Value	Market Price	Market Value	% Portfolio	Credit Rating	Days To Call/Maturity
CUSIP		YTM @ Cost	Book Value	YTM @ Market	Accrued Interest	Unre. Gain/Loss	Credit Rating	Duration To Maturity
San Marcos ISD 5 8/1/2021 798781XT2	250,000.00	5/7/2019 2.40	264,042.50 252,646.93	101.94 0.43	254,845.00 937.50	0.53% 2,198.07	Moody's-Aa2 None	154 0.43
Sierra View CA Loc Hlth Care 4 7/1/2023 82650PDD4	100,000.00	9/17/2020 1.00	108,229.00 106,902.00	107.08 0.94	107,083.00 633.33	0.23% 181.00	Fitch-A NR	853 2.25
Sierra View CA Loc Hlth Care 4 7/1/2024 82650PDE2	100,000.00	9/17/2020 1.13	110,613.00 109,354.48	109.57 1.08	109,565.00 633.33	0.23% 210.52	Fitch-A NR	1219 3.15
Spring Creek TX Utility Dist 1 10/1/2023 849520UZ2	400,000.00	2/23/2021 0.30	407,260.00 407,221.79	101.49 0.42	405,964.00 300.00	0.86% -1,257.79	S&P-AA Moody's-A2	945 2.06
Stephen F Austin TX St Univ 5 10/15/2023 858620Y76	210,000.00	5/18/2020 1.25	236,193.30 230,176.20	111.38 0.63	233,900.10 3,879.17	0.48% 3,723.90	Moody's-A1 Fitch-AA-	959 2.47
Texas A & M University 4 5/15/2021 88213ACH6	250,000.00	2/13/2018 2.40	262,445.00 250,796.82	100.78 0.34	251,955.00 2,861.11	0.53% 1,158.18	Moody's-Aaa S&P-AAA	76 0.21
Texas A&M University 2.246 5/15/2022 88213AEH4	275,000.00	11/7/2017 2.05	277,315.50 275,618.87	102.43 0.24	281,677.00 1,767.17	0.58% 6,058.13	Moody's-Aaa S&P-AAA	441 1.2
Texas St Public Fin Auth Lease 0.503 2/1/2024 882669BS2	500,000.00	1/6/2021 0.40	501,565.00 501,491.01	99.70 0.61	498,510.00 454.10	1.06% -2,981.01	Moody's-Aa1 S&P-AA+	1068 2.9
Tulsa Co ISD 3.125 6/1/2021 899593MA2	500,000.00	6/7/2018 2.87	503,475.00 503,475.00	100.64 0.64	503,195.00 3,776.04	1.06% -280.00	Moody's-Aa2 NR	93 0.26
University NC Wilmington LTD 5 6/1/2024 91472TAX2	425,000.00	8/28/2020 1.00	487,543.00 479,161.42	113.93 0.67	484,189.75 5,135.42	1.01% 5,028.33	Moody's-A1 NR	1189 3.03
Wells Fargo Bk NA Sioux Falls SD Step 3/18/2025-21 95001UEK4	249,000.00	3/18/2020 1.50	249,000.00 249,000.00	100.07 1.53	249,174.05 88.68	0.52% 174.05	NR NR	18 3.94
West Covina CA 2.318 8/1/2025 95236PGC8	725,000.00	7/30/2020 1.90	739,391.25 737,714.37	104.34 1.31	756,457.75 1,260.41	1.55% 18,743.38	S&P-A+ NR	1615 4.23



## Odessa College Portfolio Holdings by Portfolio Name All Portfolios

Date: 2/28/2021

Description	Face Amount / Shares	Settlement Date	Cost Value	Market Price	Market Value	% Portfolio	Credit Rating	Days To Call/Maturity
CUSIP		YTM @ Cost	Book Value	YTM @ Market	Accrued Interest	Unre. Gain/Loss	Credit Rating	Duration To Maturity
West Virginia St HSG Dev 3.622 11/1/2021		10/4/2019	206,764.00	101.90	203,804.00	0.43%	Moodys-Aaa	246
95662MG87	200,000.00	1.95	202,192.28	0.79	2,354.30	1,611.72	S&P-AAA	0.67
Wisconsin St Hlth & Eductnl Facility 5 11/15/2		5/15/2020	270,747.50	107.89	269,717.50	0.56%	S&P-AA-	625
97712DHF6	250,000.00	1.60	264,187.29	0.38	3,576.39	5,530.21	S&P-AAA	1.65
<b>Sub Total Pooled Operating - Fixed Income</b>	<b>17,523,000.00</b>	<b>1.22</b>	<b>18,281,067.85</b>	<b>0.82</b>	<b>18,225,633.06</b>	<b>38.18%</b>		<b>833</b>
<b>Pooled Operating - Liquid Assets</b>								
LOGIC LGIP		4/30/2017	9,613,614.04	100.00	9,613,614.04	20.25%	NR	1
LGIP7010	9,613,614.04	0.10	9,613,614.04	0.10		0.00	NR	0
Lone Star LGIP		4/30/2017	45,048.78	100.00	45,048.78	0.09%	NR	1
LGIP8501	45,048.78	0.03	45,048.78	0.03		0.00	NR	0
Lone Star LGIP		4/30/2017	9,506,573.35	100.00	9,506,573.35	20.02%	NR	1
LGIP8501P	9,506,573.35	0.13	9,506,573.35	0.13		0.00	NR	0
TexPool - Prime LGIP		4/30/2017	9,477,591.83	100.00	9,477,591.83	19.96%	NR	1
LGIP0002P	9,477,591.83	0.10	9,477,591.83	0.10		0.00	NR	0
TexPool LGIP		4/30/2017	7,908.73	100.00	7,908.73	0.02%	NR	1
LGIP0002	7,908.73	0.05	7,908.73	0.05		0.00	NR	0
<b>Sub Total Pooled Operating - Liquid Assets</b>	<b>28,650,736.73</b>	<b>0.11</b>	<b>28,650,736.73</b>	<b>0.11</b>	<b>28,650,736.73</b>	<b>60.34%</b>		<b>0</b>
<b>TOTAL PORTFOLIO</b>	<b>46,861,264.05</b>	<b>0.53</b>	<b>47,619,331.90</b>	<b>0.38</b>	<b>47,563,897.11</b>	<b>100.00%</b>		<b>319</b>
			<b>47,475,095.33</b>		<b>97,399.45</b>	<b>88,801.78</b>		<b>1</b>