




The Economic Value of Odessa College

About OC

 **11,761**
Credit students

 **3,234**
Non-credit students


 **887**
Employees

The Odessa College
Service Area
Texas




Economic impact analysis




 **\$356.6 million** Added income
Alumni impact
Impact of the increased earnings of OC alumni and the businesses they work for


An economic boost similar to hosting the Super Bowl **1x**

OR **3,938** Jobs supported





1 out of every 38
jobs in the Odessa College Service Area is supported by the activities of OC and its students.




 **\$24.1 million** Added income
Student spending impact
Impact of the daily spending of OC students attracted to or retained in the region

Enough to buy **1,643** families* a year's worth of groceries

OR **459** Jobs supported








 **\$8.5 million** Added income
Operations spending impact
Impact of annual payroll and other spending

Enough to buy **179** new cars


OR **221** Jobs supported



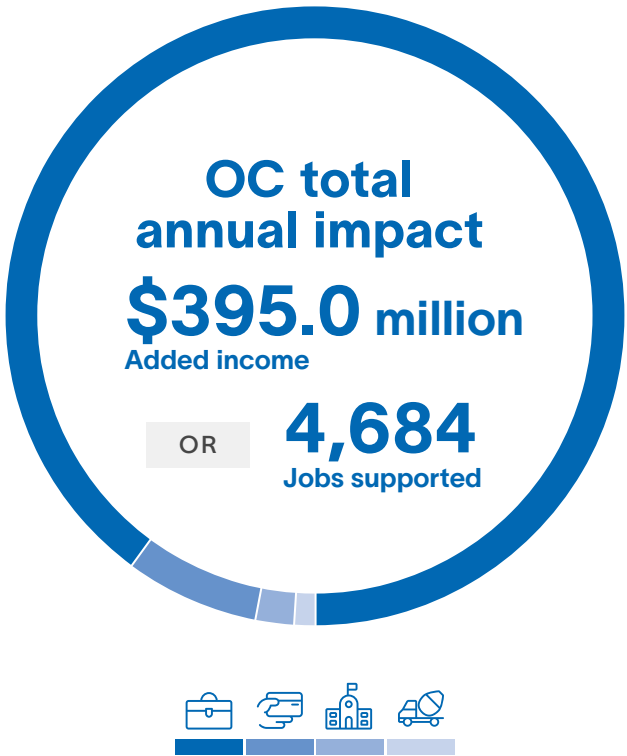


 **\$5.9 million** Added income
Construction spending impact
Impact of expenditures for ongoing construction projects

OR **66** Jobs supported



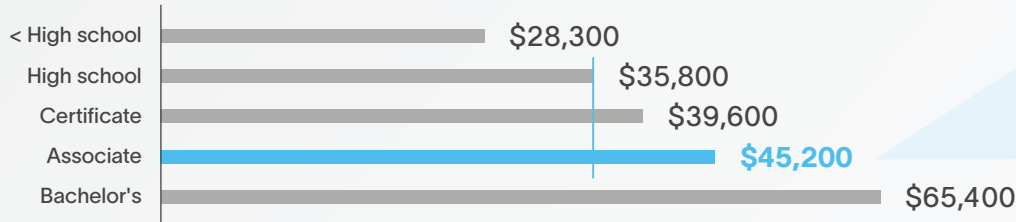
● = 100 jobs * = family of four



Investment analysis




Average earnings by education level at career midpoint



The average associate degree graduate from OC will see an increase in earnings of **\$9,400** each year compared to someone with a high school diploma working in Texas.


For every \$1...

Students gain **\$5.20** in lifetime earnings

Taxpayers gain **\$2.60** in added tax revenue and public sector savings

Society gains **\$12.30** in added income and social savings